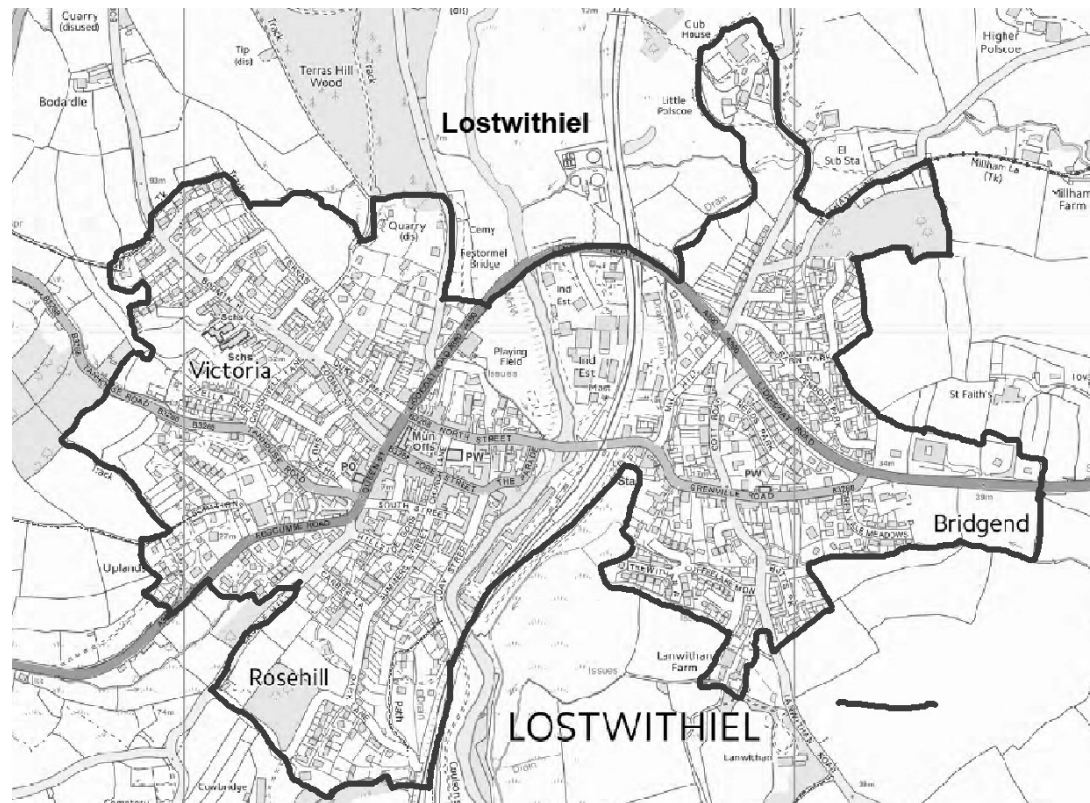


# The Settlement Boundary

The Settlement Boundary is a line inside which development will be permitted provided the developer shows there is clear, impartial evidence of need. Outside this line, new-build will be allowed only in exceptional circumstances. This line is one of the most important aspects of the Plan.

**Have we got it right?**



**Need large print or Braille - send us your details.**

## We need your views

### Quick-response form


Is there any comment you would like to make?

Please write to the address below or email to [clerk@lostwithieltowncouncil.gov.uk](mailto:clerk@lostwithieltowncouncil.gov.uk)

Your Name.....

Address .....

email .....



Respond to items in this newsletter by post to

“Freepost LOSTPLAN” (No stamp required)

Or deliver by hand to the RED boxes in the

the Co-operative or on-line: [www.lostwithielplan.org.uk](http://www.lostwithielplan.org.uk) Click on ‘Early Draft’



## Neighbourhood Plan is now in Early Draft for comment

Many thanks to all the members of the Steering Committee and to everyone who has responded to all our questionnaires. We have used your responses to write an Early Draft of Lostwithiel’s first Neighbourhood Plan. Copies are available in the Lostwithiel library, Community Centre, the Church and on-line.

We have also written a summary of the Plan. It contains:

- ✿ an explanation of what a Neighbourhood Plan is and
- ✿ a list of its policies and aspirations

## Please let us know what you think

This is a Plan for everyone in Lostwithiel. It will have a lasting influence on what happens in our Town. Please let us have your views on this Early Draft.

Once we have your views we will write the final draft for consultation. **Look out for a series of consultation events in the Autumn.** Then Plan will be put to referendum to seek the support of our community.

## Come to the EXHIBITION

Please come to the **Neighbourhood Plan Exhibition in the Community Centre on Saturday August 5th 2017 from 2:00 until 5:00**

You will be able to see what we have done and talk to members of the **Steering Group** and **give us your feedback.**

**Everyone welcome. Ask your friends and neighbours to join us.**

## LOSTWITHIEL NEIGHBOURHOOD PLAN

Published by Lostwithiel Town Council, Taprell House, North Street, Lostwithiel

The views expressed in this newsletter are those of the Neighbourhood Plan Steering Group and do not necessarily reflect the policies or decisions of Lostwithiel Town Council

# About the Plan

This Newsletter is to inform you about the **Lostwithiel Neighbourhood Plan**. This is an **Early Draft**. please read it if you can spare the time as it will matter to you and your families.



The plan covers the period up until 2030. It gives local people a much bigger say on how Lostwithiel develops.

The Neighbourhood Plan will eventually go out to a local **referendum**, to seek your support. It is important to find out what is in the Plan.

There follows a short extract of some of the Plan's main points. Please read the complete document or the summary of the policies and aspirations if you have time. **Both are available in hard copy and on-line ([www.lostwithielplan.org.uk](http://www.lostwithielplan.org.uk) — click on 'Early Draft')**

## Housing

To meet projected housing needs resulting from population growth.

To promote sustainable housing development that maintains a sense of community and local identity.

To meet the need for affordable and supported housing in integrated communities.

To preserve and enhance the heritage townscape through the sensitive design and layout of housing developments.

To support development that is sensitive to the natural environment and recognises the consequences of climate change.



## Transport and Travel



To ensure better conditions on major trunk roads.

To provide the conditions for additional parking space.

To increase connectivity within the county through regular bus and rail services.

To improve station facilities


To facilitate more active modes of travel.

To enhance street and pavement facilities.

## Employment & the Local Economy

To encourage a growth in local employment so as to create a resilient and expanding economy while ensuring that the character of the town is retained.

To revitalise the retail and commercial activities of the town centre so as to enhance the experience of local residents and attract visitors.



## Community Wellbeing & Recreation



To strengthen the community through a wide range of cultural activities.

To Strengthen services supporting community health, wellbeing, and education.

To ensure adequate physical recreational opportunities for all.

To build and maintain community spirit in all respects.

## Environment & Heritage

To protect and foster Lostwithiel's natural environment for the benefit of people, flora and wildlife through promoting biodiversity and encouraging wildlife.

To preserve and improve access to green spaces, countryside and the river whilst respecting sensitive environmentally important habitats.

To create a town that has minimum impact on the natural environment, works towards being carbon neutral, and mitigates the expected effects of climate change.

To conserve and enhance Lostwithiel's heritage assets, and protect and improve positive features which contribute to the townscape.

