

Lostwithiel Housing Needs Survey

DAYS LEFT



0

DAYS LIVE



60

ANSWERS



127

RESPONSE TIME (MEDIAN)



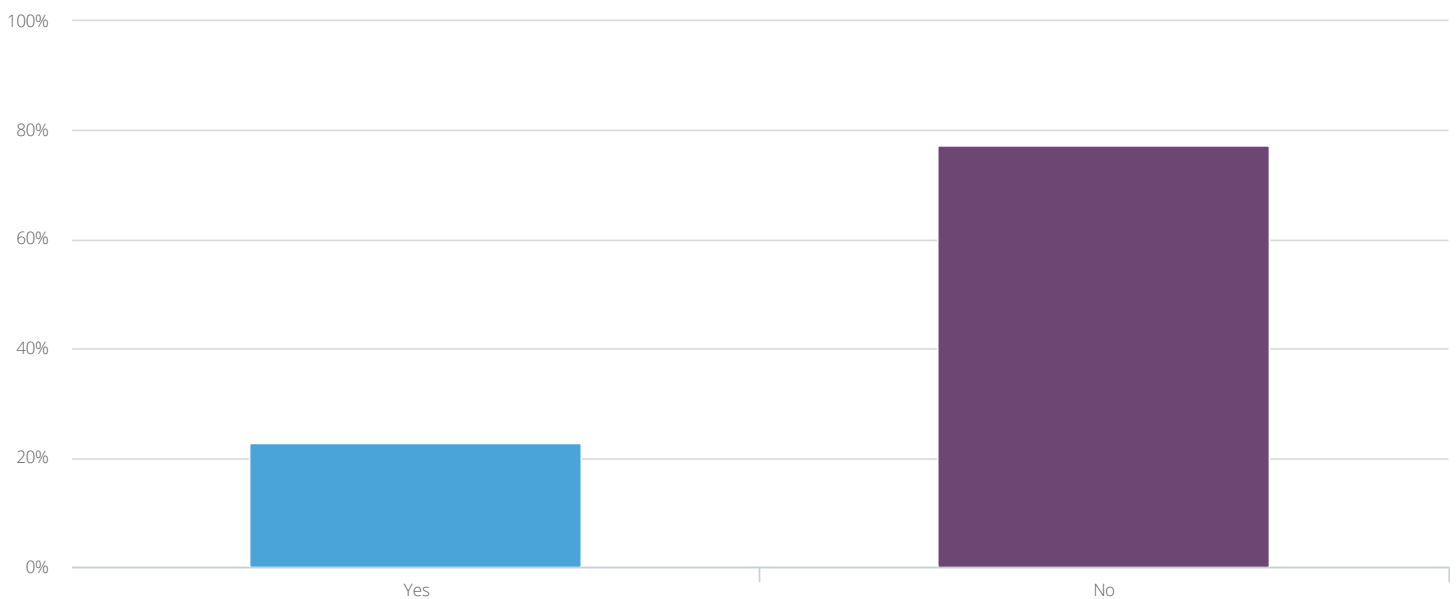
5m 21s

COMPLETES



114

1. Does a member of your household require Affordable Housing?



1 Yes

29 (22.83 %)

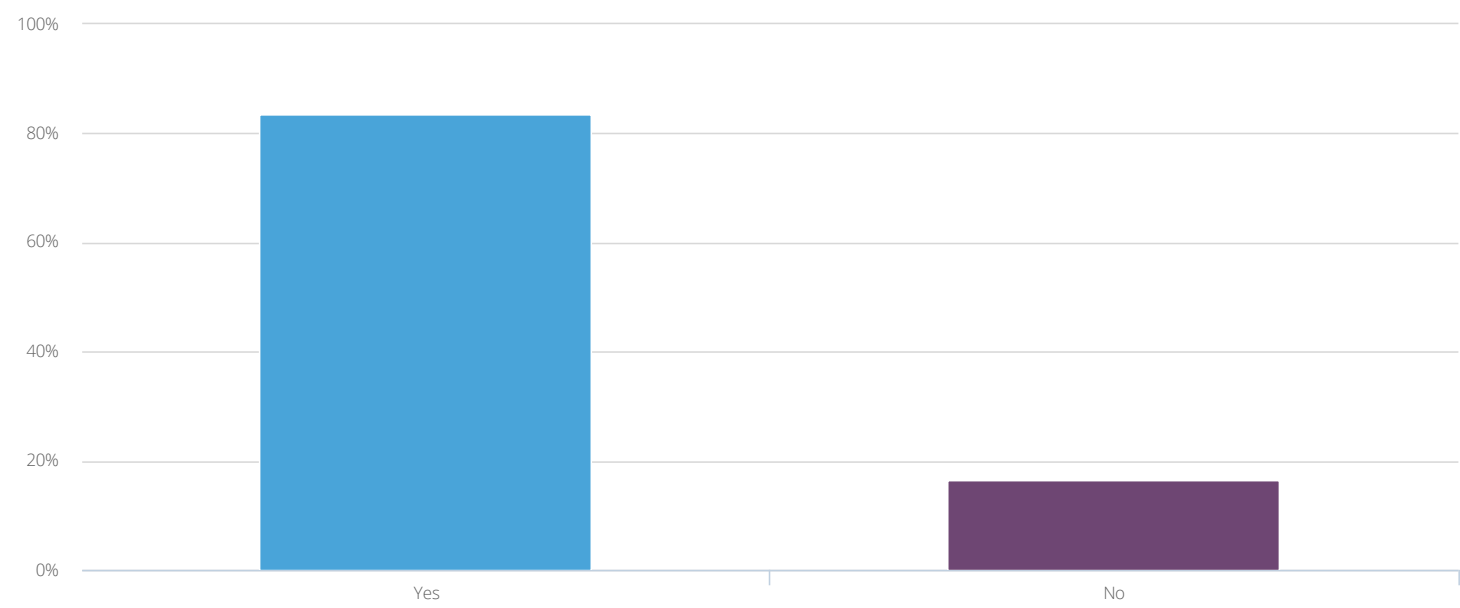
2 No

98 (77.17 %)

Responses

127

2. Does a member of your household live in the Parish?

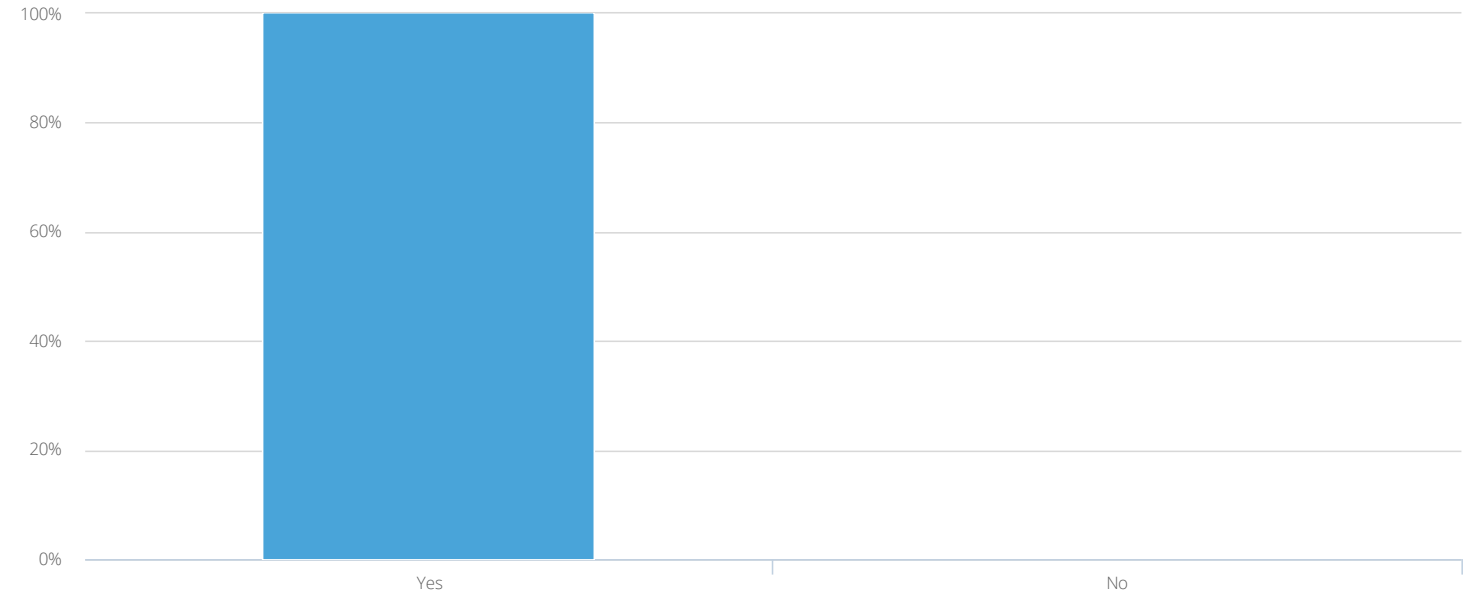


1	Yes	81 (83.51 %)
2	No	16 (16.49 %)
Responses		97

3.

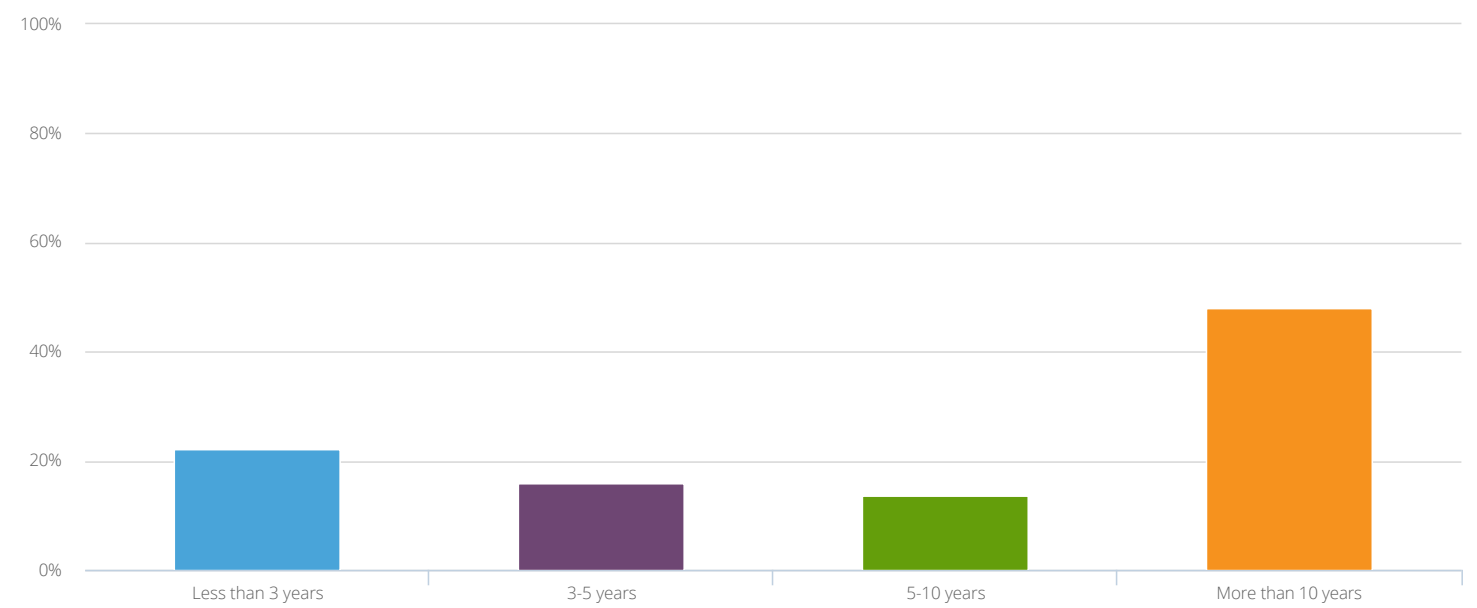
PART 1 General Housing Circumstances

Is your home in the Parish your main home?



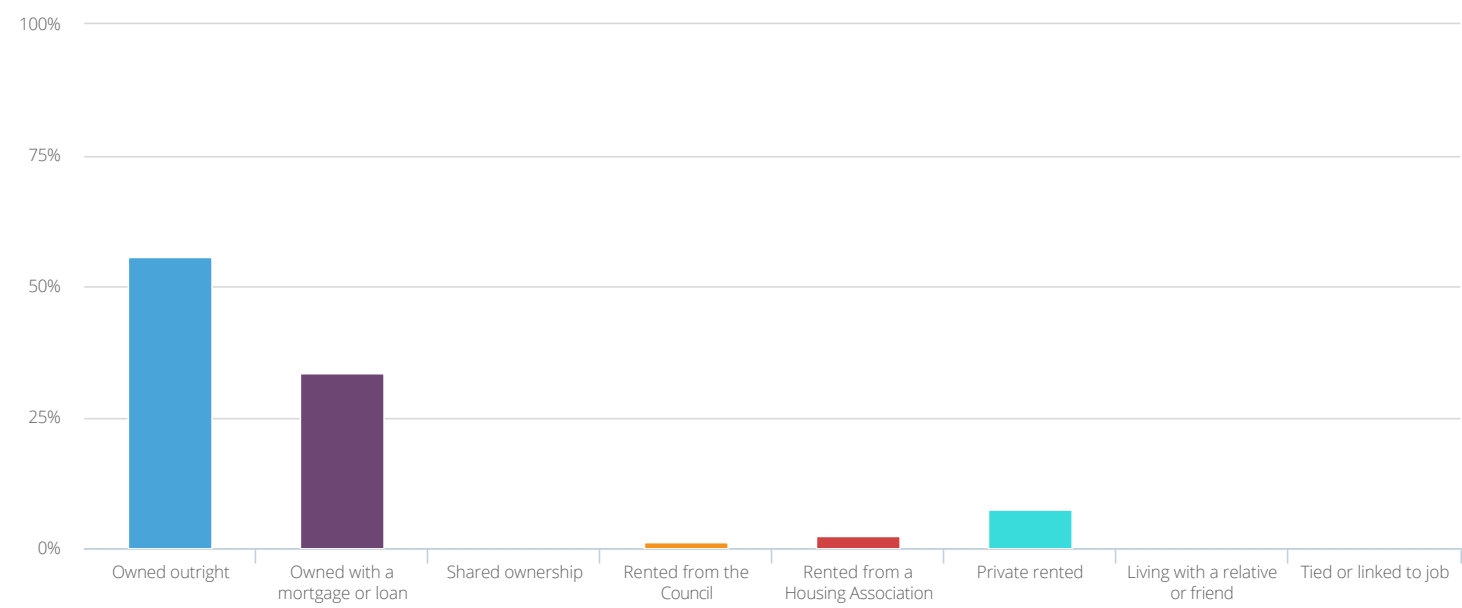
1	Yes	81 (100 %)
2	No	0 (0 %)
Responses		81

4. How long have you lived at your present address?



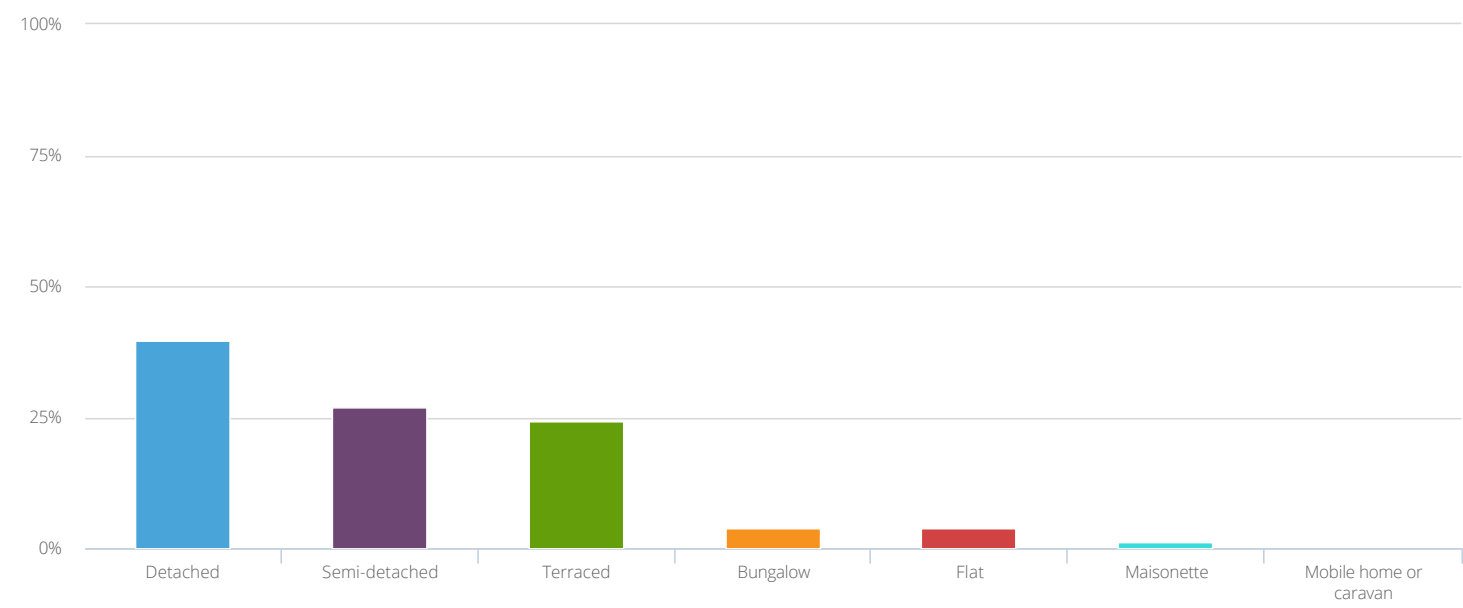
1	Less than 3 years	18 (22.22 %)
2	3-5 years	13 (16.05 %)
3	5-10 years	11 (13.58 %)
4	More than 10 years	39 (48.15 %)
Responses		81

5. Do you own or rent your home?



1	Owned outright	45 (55.56 %)
2	Owned with a mortgage or loan	27 (33.33 %)
3	Shared ownership	0 (0 %)
4	Rented from the Council	1 (1.23 %)
5	Rented from a Housing Association	2 (2.47 %)
6	Private rented	6 (7.41 %)
7	Living with a relative or friend	0 (0 %)
8	Tied or linked to job	0 (0 %)
Responses		81

6. What type of home do you live in?



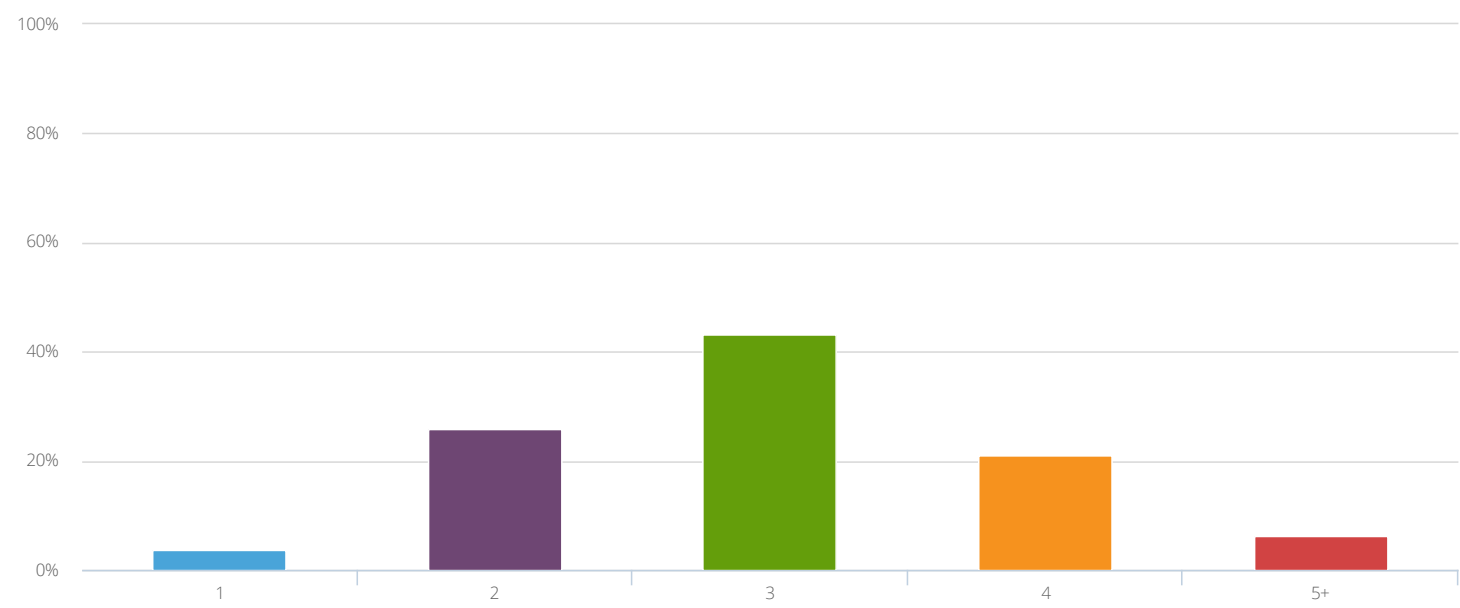
1	Detached	31 (39.74 %)
2	Semi-detached	21 (26.92 %)
3	Terraced	19 (24.36 %)
4	Bungalow	3 (3.85 %)
5	Flat	3 (3.85 %)
6	Maisonette	1 (1.28 %)
7	Mobile home or caravan	0 (0 %)
Responses		78

Other (please specify)

A word cloud of various terms related to a property, with 'terrace' and 'old end' being the most prominent. The words are arranged in a cluster, with 'terrace' in large orange letters at the bottom center, 'old end' in large green letters to its right, and 'originally converted' in blue and orange at the top. Other words include 'slightly', '125', 'damp', 'listed', 'chapel', 'bigger', 'half', 'down', 'years', 'small', 'very', 'grade', 'house', 'sunday', and 'school'.

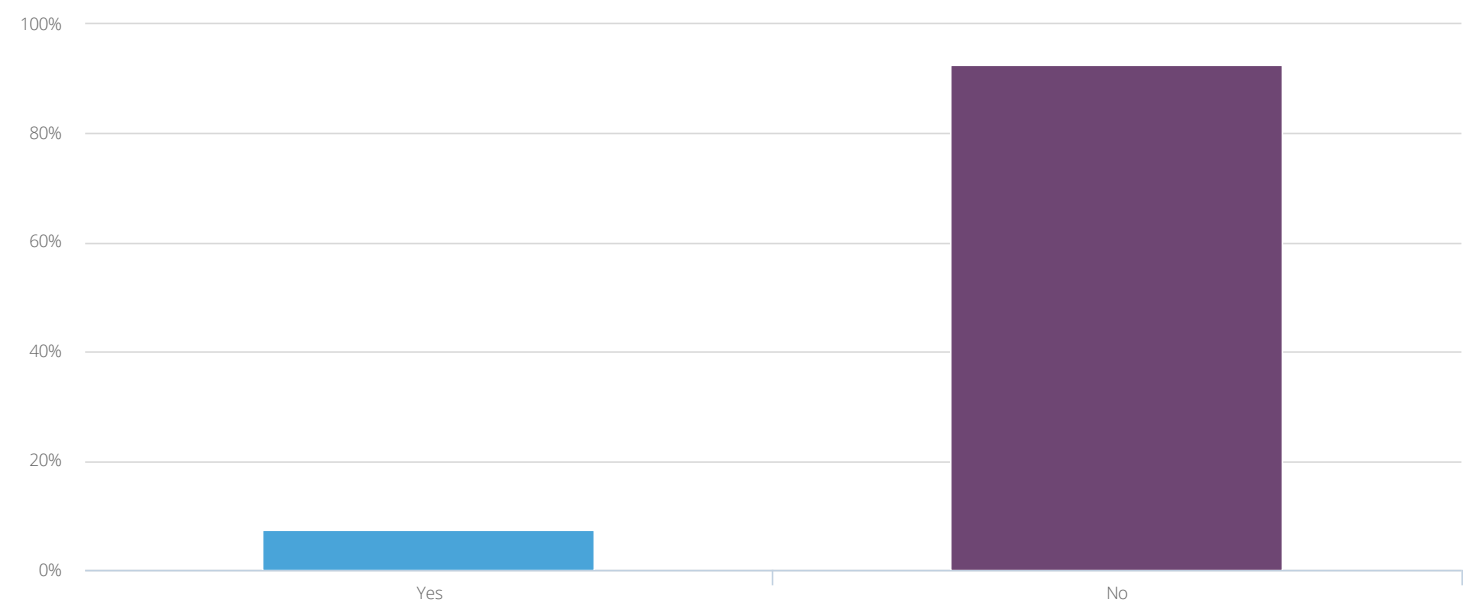
originally converted
slightly 125 damp listed
chapel bigger half down old end house
years terrace school
small very grade

7. How many bedrooms in your home?



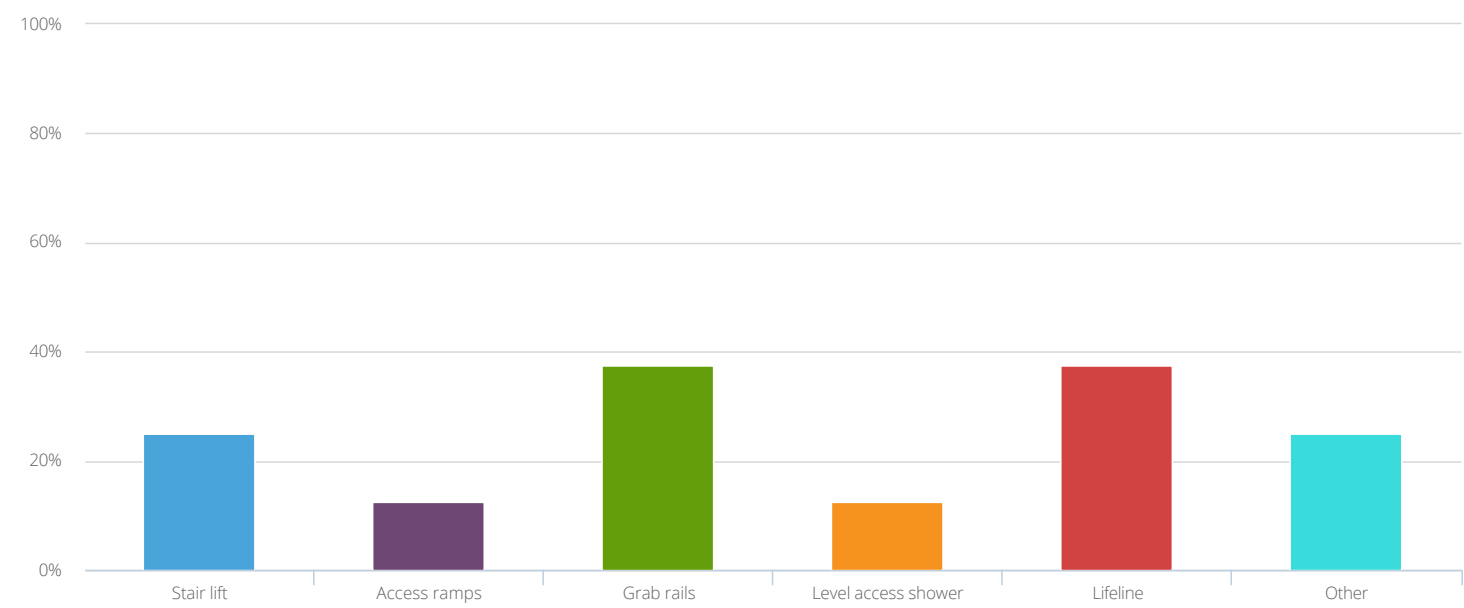
1	1	3 (3.7 %)
2	2	21 (25.93 %)
3	3	35 (43.21 %)
4	4	17 (20.99 %)
5	5+	5 (6.17 %)
Responses		81

8. Is your home adapted?



1	Yes	6 (7.41 %)
2	No	75 (92.59 %)
Responses		81

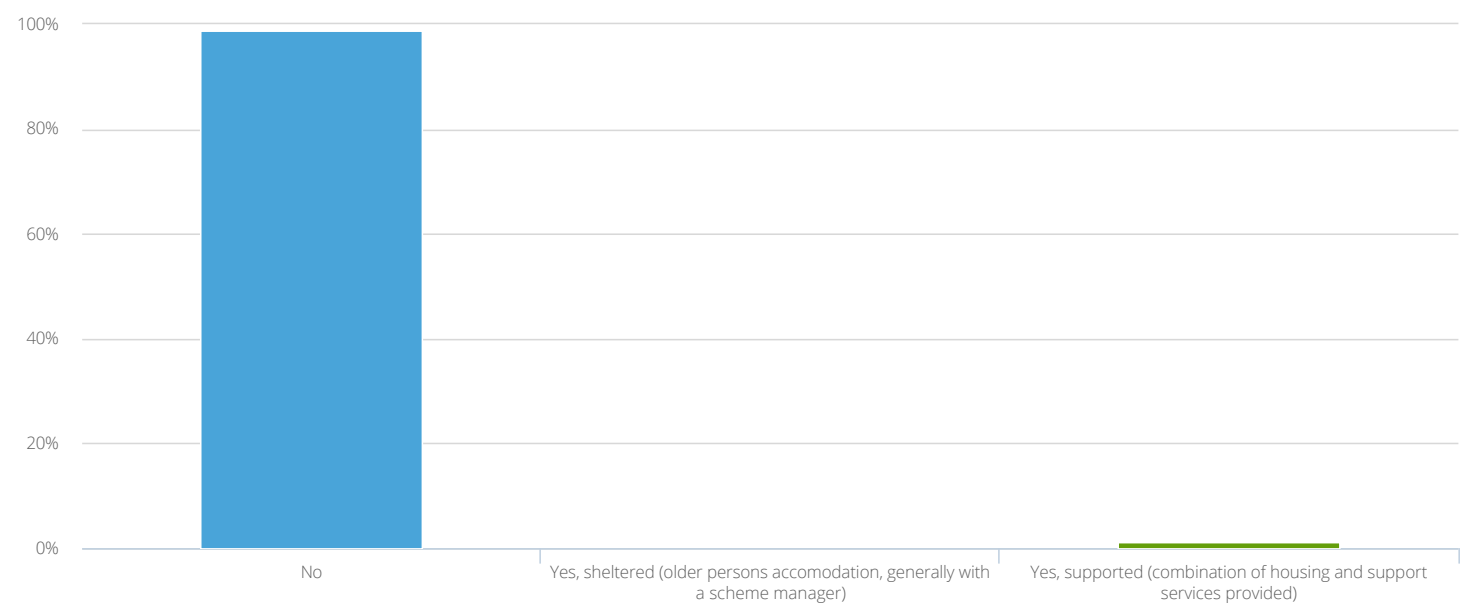
9. If so, please select the following adaptations that apply.



1	Stair lift	2 (25 %)
2	Access ramps	1 (12.5 %)
3	Grab rails	3 (37.5 %)
4	Level access shower	1 (12.5 %)
5	Lifeline	3 (37.5 %)
6	Other	2 (25 %)
Responses		8

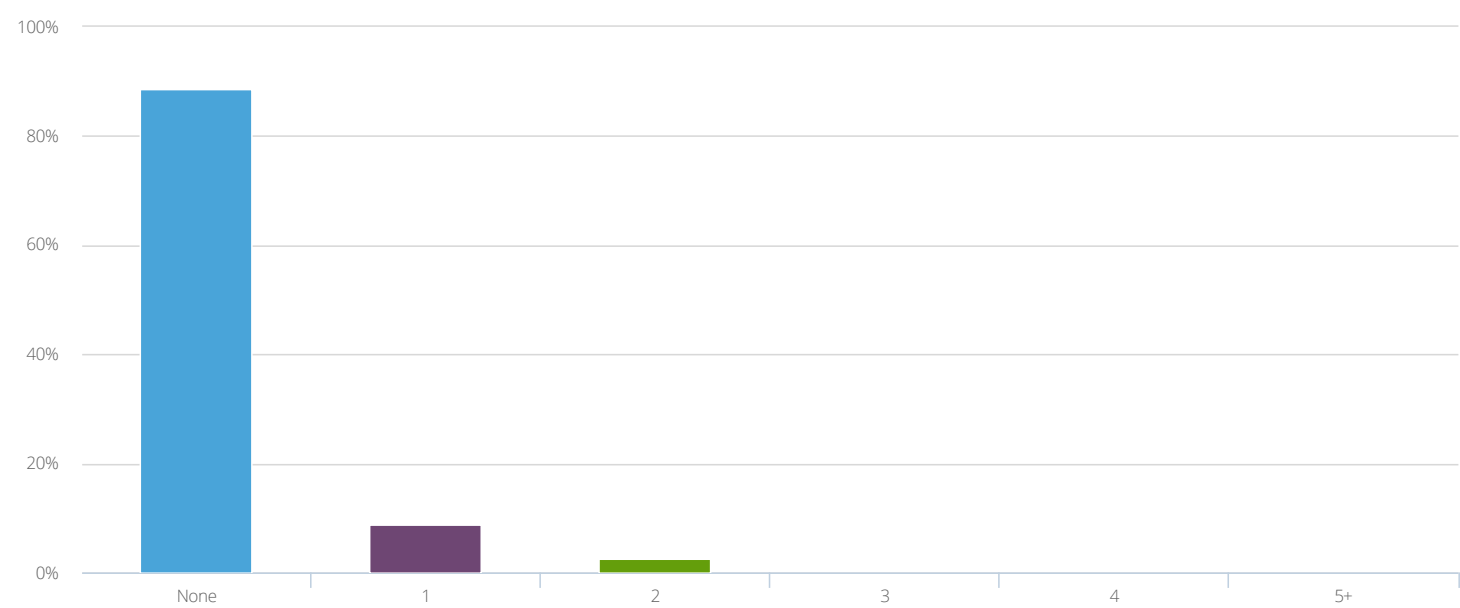
wheelchair
loo

10. Is your property sheltered or supported accommodation?



1	No	79 (98.75 %)
2	Yes, sheltered (older persons accomodation, generally with a scheme manager)	0 (0 %)
3	Yes, supported (combination of housing and support services provided)	1 (1.25 %)
Responses		80

11. Have any members of your household moved out of the parish in the last 5 years? If so, how many?



1	None	71 (88.75 %)
2	1	7 (8.75 %)
3	2	2 (2.5 %)
4	3	0 (0 %)
5	4	0 (0 %)
6	5+	0 (0 %)
Responses		80

12. Please indicate their reason(s) for moving out of the parish?



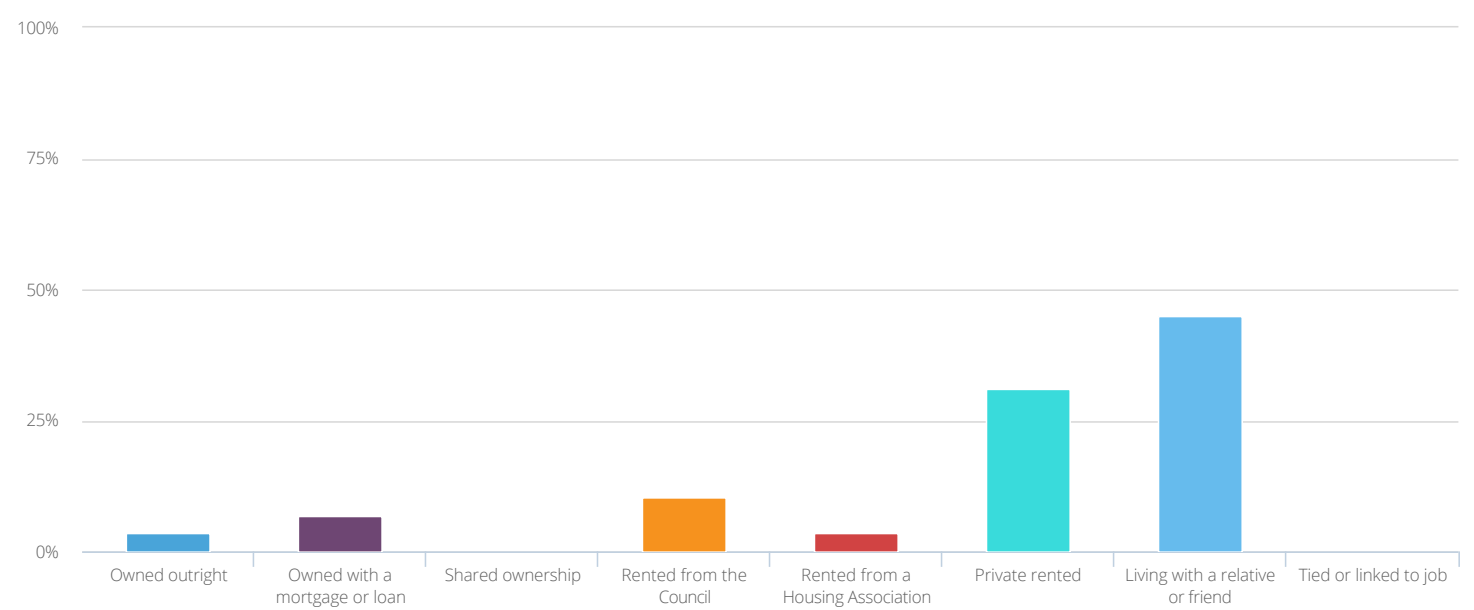
1	To move to cheaper accomodation	0 (0 %)
2	Previous home was too small	0 (0 %)
3	Previous home was too big	0 (0 %)
4	Access problems	0 (0 %)
5	Disrepair / condition of home	0 (0 %)
6	To live closer to employment	4 (44.44 %)
7	To live independently	6 (66.67 %)
Responses		9

PART 2 Affordable Housing Need Circumstances

Only to be completed by or on behalf of a person in your household in housing need.

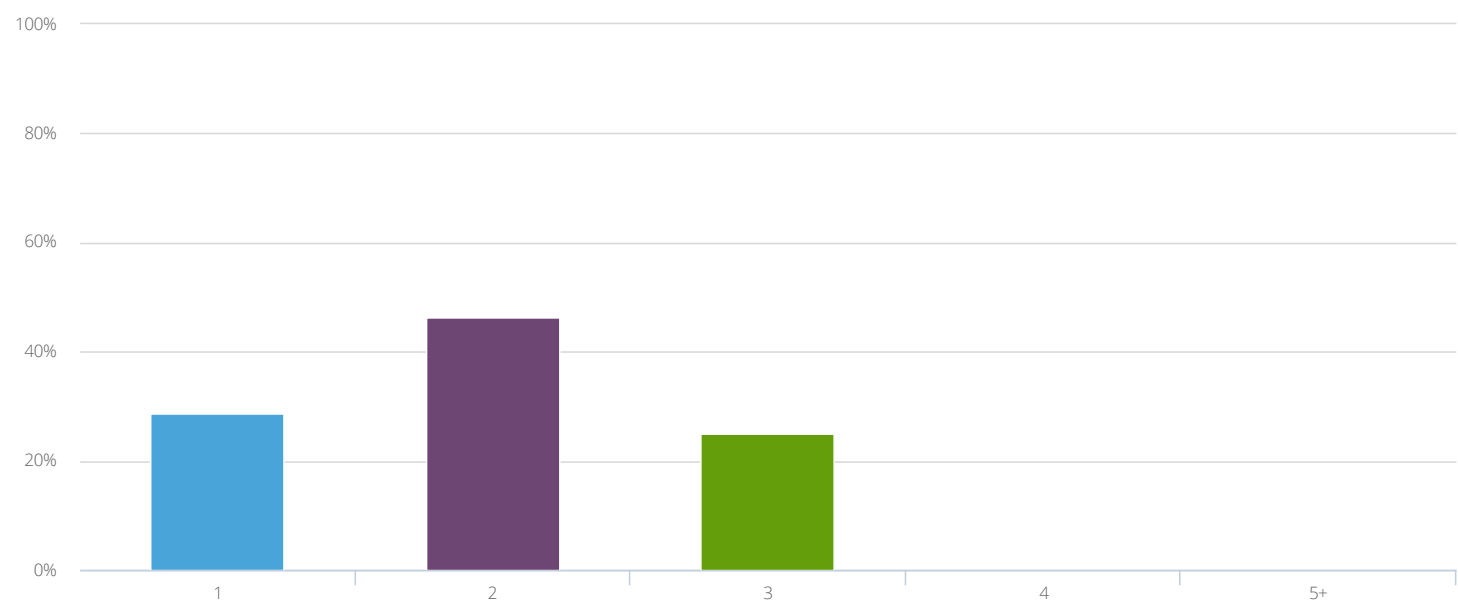
A "household" can be made up of a single occupier, a couple or family (include all those who need to move together).

Does the household needing to move own or rent their home?



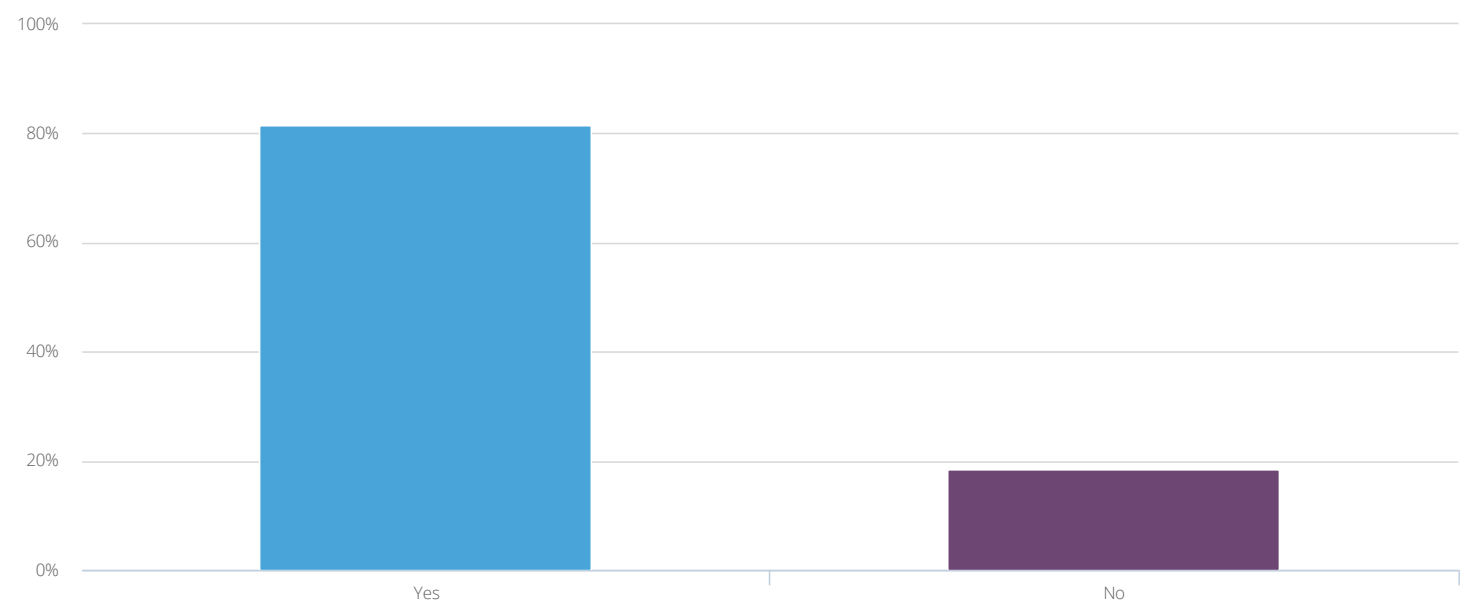
1	Owned outright	1 (3.45 %)
2	Owned with a mortgage or loan	2 (6.9 %)
3	Shared ownership	0 (0 %)
4	Rented from the Council	3 (10.34 %)
5	Rented from a Housing Association	1 (3.45 %)
6	Private rented	9 (31.03 %)
7	Living with a relative or friend	13 (44.83 %)
8	Tied or linked to job	0 (0 %)
Responses		29

14. How many bedrooms does the household needing to move have access to?



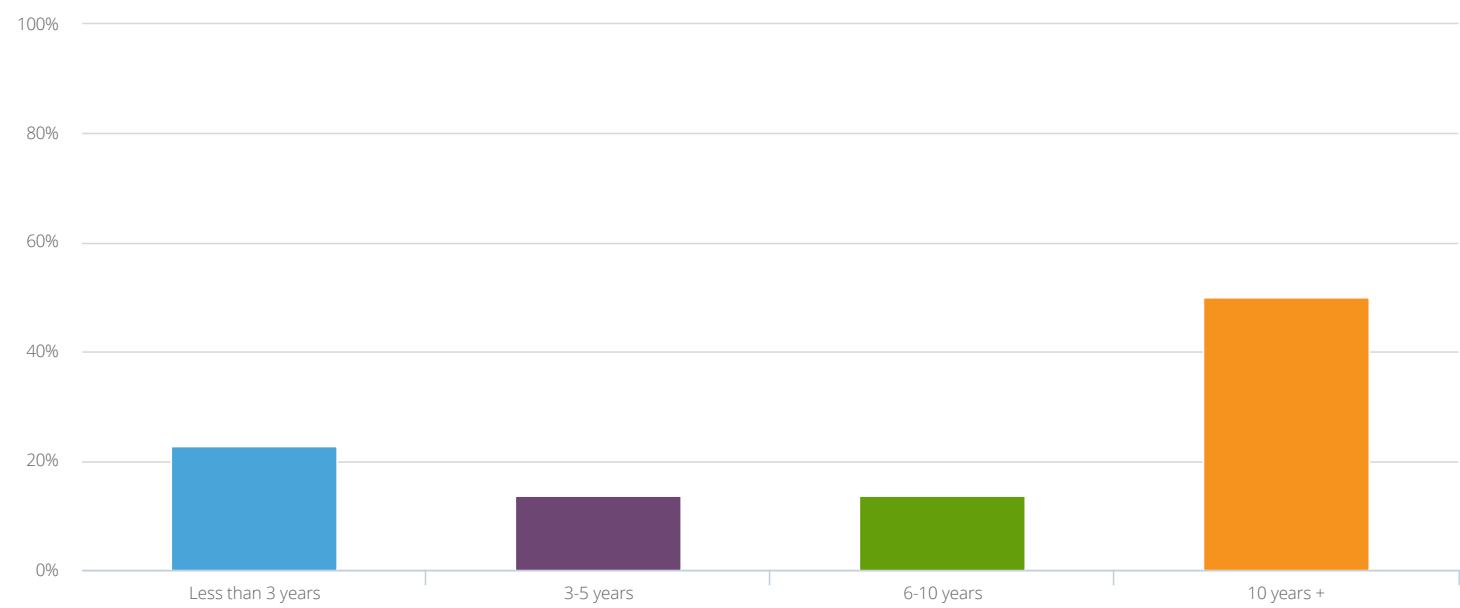
1	1	8 (28.57 %)
2	2	13 (46.43 %)
3	3	7 (25 %)
4	4	0 (0 %)
5	5+	0 (0 %)
Responses		28

15. Does the member of the household needing to move, live in the parish?



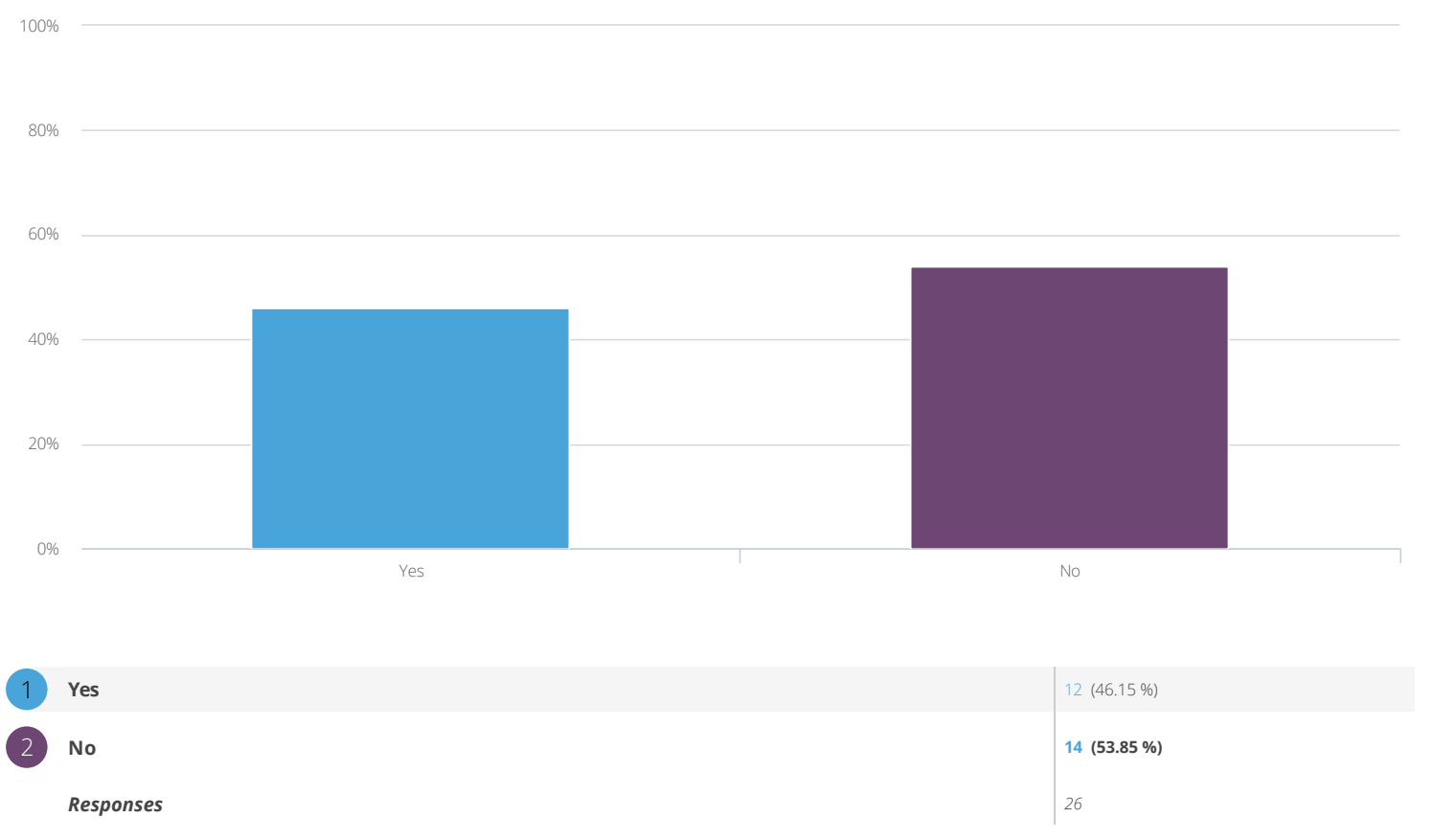
1	Yes	22 (81.48 %)
2	No	5 (18.52 %)
Responses		27

16. If so, how long has the member of your household lived in the parish?

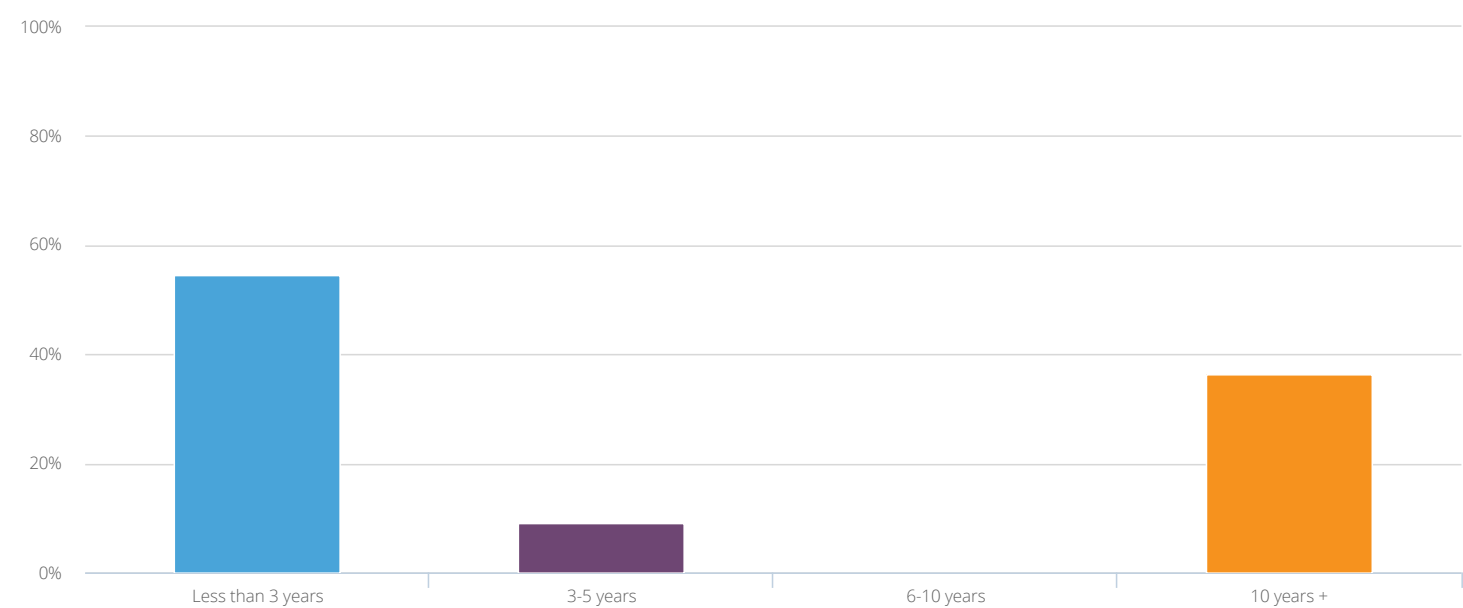


1	Less than 3 years	5 (22.73 %)
2	3-5 years	3 (13.64 %)
3	6-10 years	3 (13.64 %)
4	10 years +	11 (50 %)
Responses		22

17. Does the member of the household needing to move, work for 16 hours or more (not including seasonal employment) in the parish?

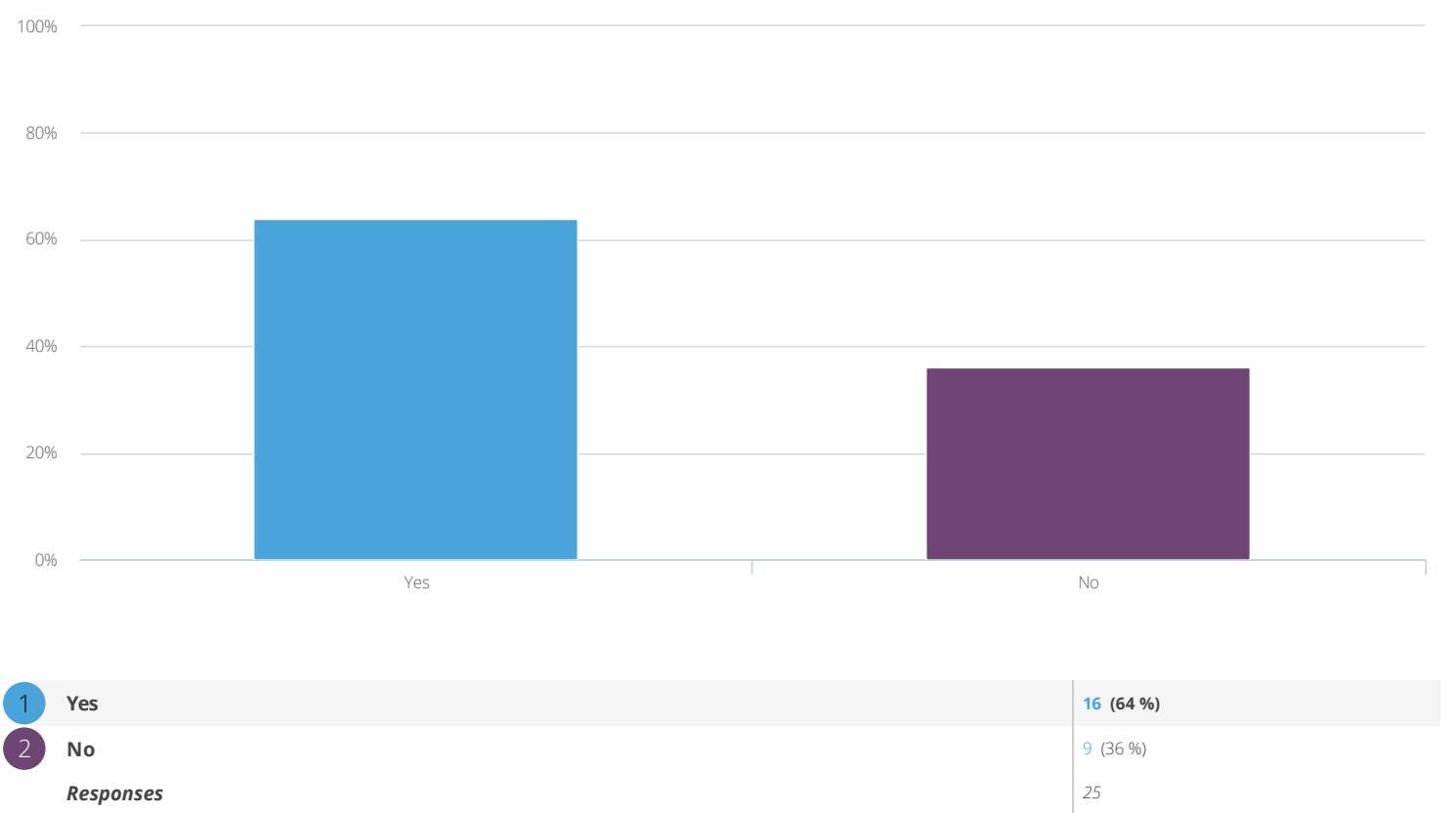


18. If so, how long has the member of your household worked for 16 hours or more (not including seasonal employment) in the parish?

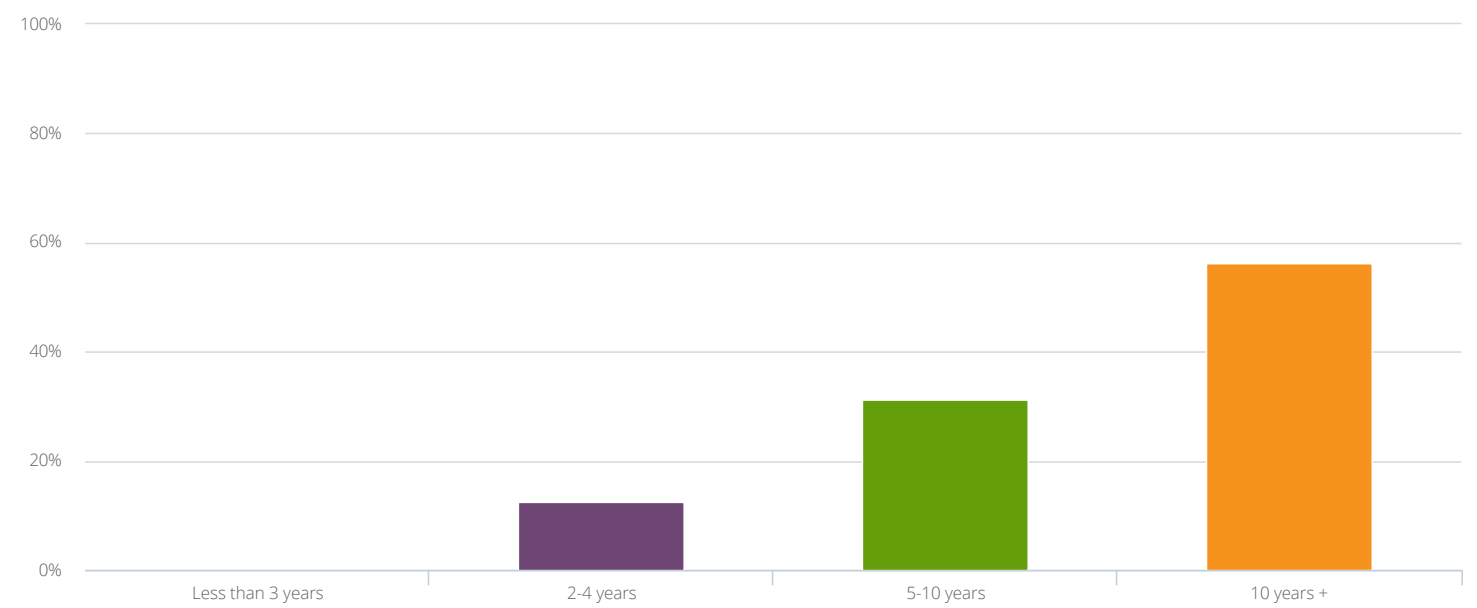


1	Less than 3 years	6 (54.55 %)
2	3-5 years	1 (9.09 %)
3	6-10 years	0 (0 %)
4	10 years +	4 (36.36 %)
Responses		11

19. Has the member of the household needing to move, previously lived in the parish?

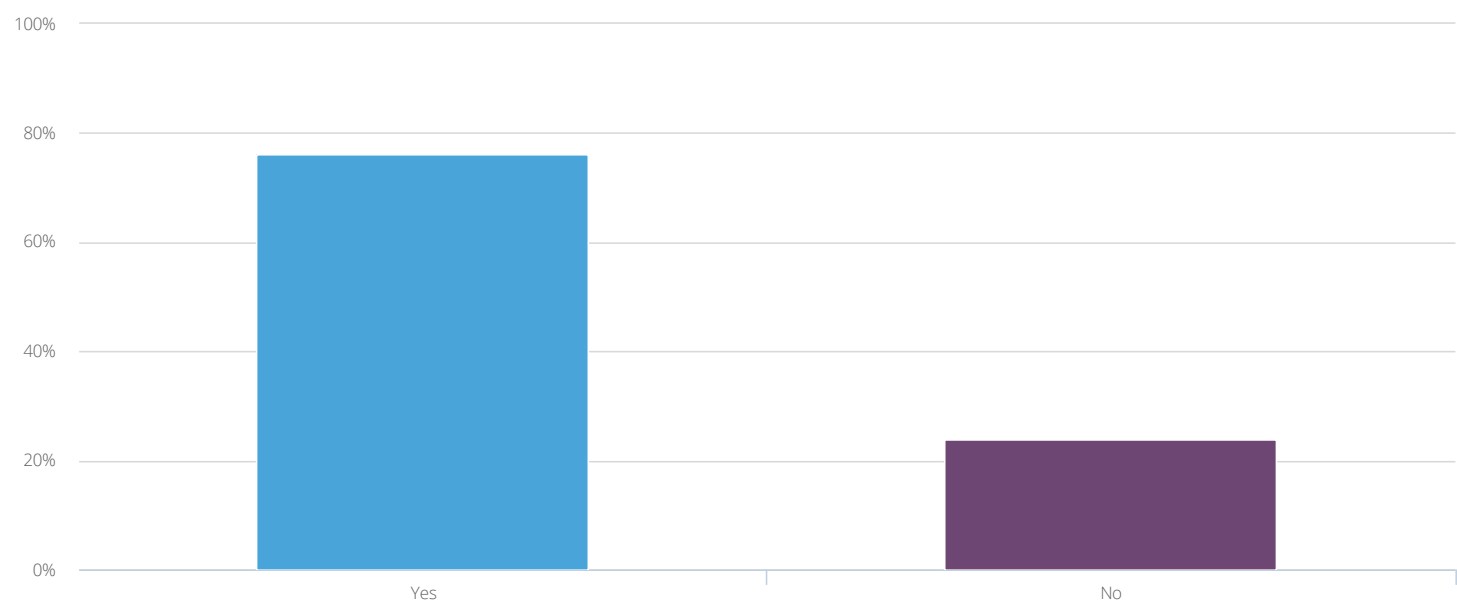


20. If so, how long had the member of your household lived in the parish?



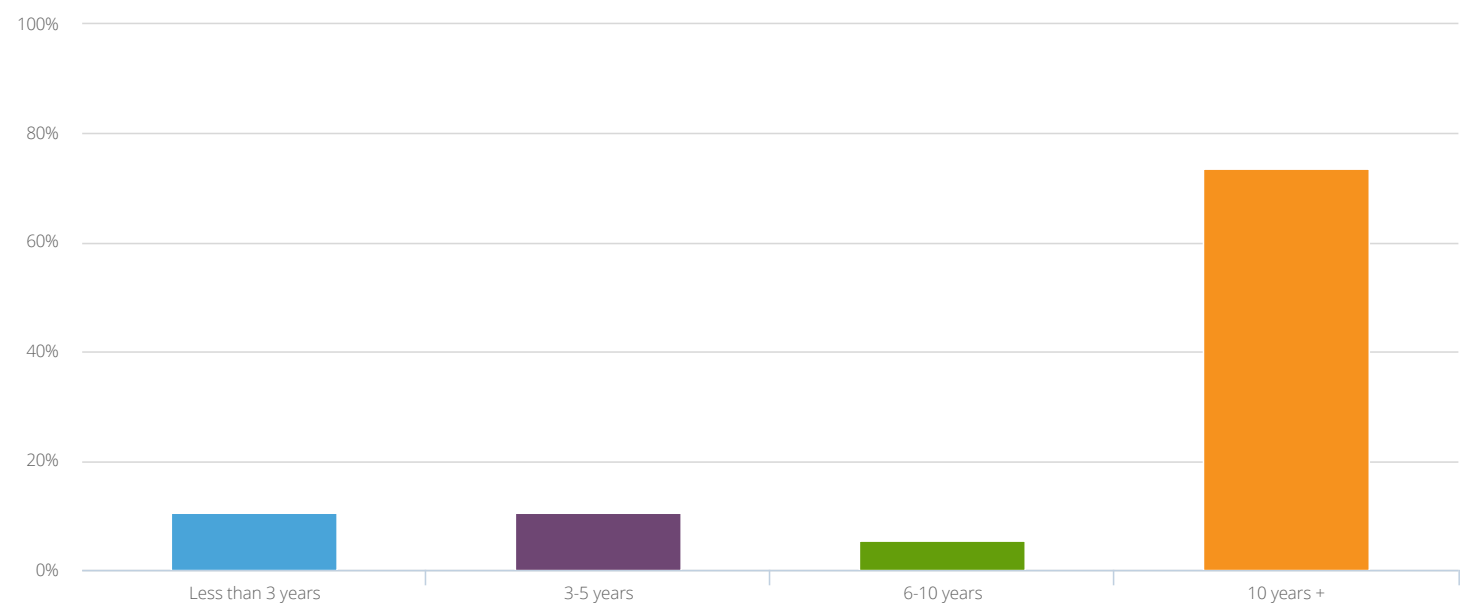
1	Less than 3 years	0 (0 %)
2	2-4 years	2 (12.5 %)
3	5-10 years	5 (31.25 %)
4	10 years +	9 (56.25 %)
Responses		16

21. Does the member of the household needing to move, have a family member living in the parish?



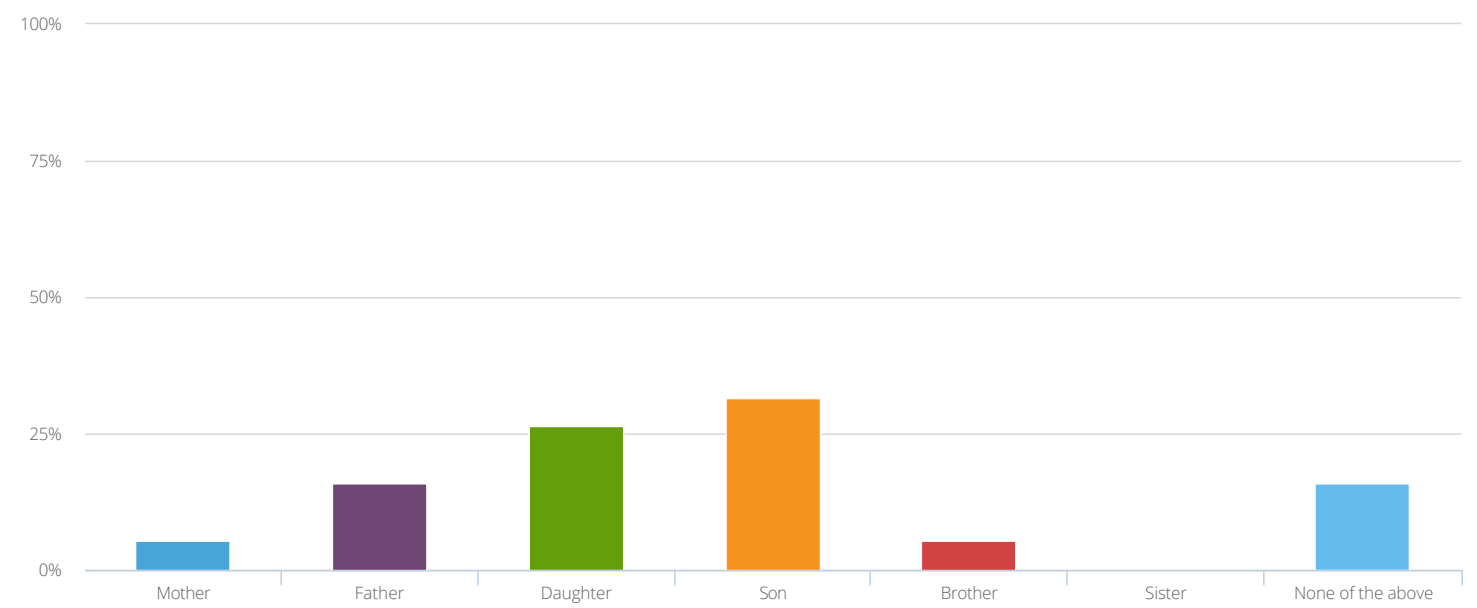
1	Yes	19 (76 %)
2	No	6 (24 %)
Responses		25

22. If so, how long has the family member lived in the parish?



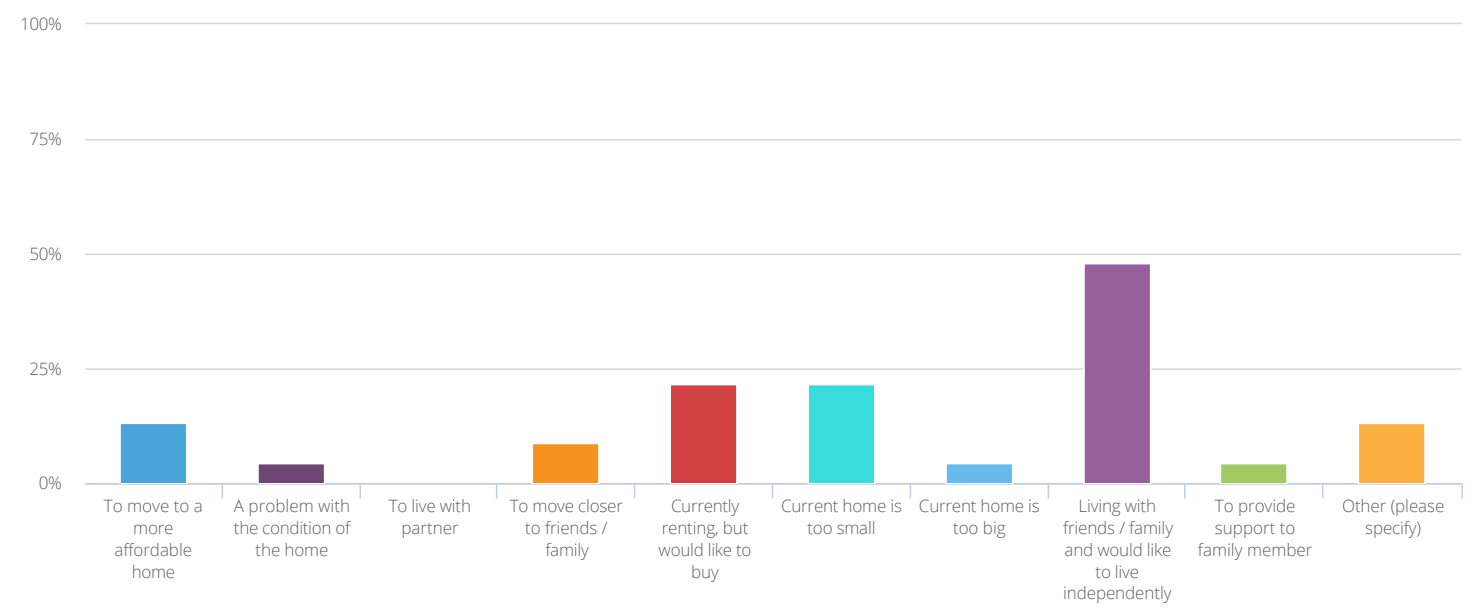
1	Less than 3 years	2 (10.53 %)
2	3-5 years	2 (10.53 %)
3	6-10 years	1 (5.26 %)
4	10 years +	14 (73.68 %)
Responses		19

23. Family member's relationship to you?



1	Mother	1 (5.26 %)
2	Father	3 (15.79 %)
3	Daughter	5 (26.32 %)
4	Son	6 (31.58 %)
5	Brother	1 (5.26 %)
6	Sister	0 (0 %)
7	None of the above	3 (15.79 %)
Responses		19

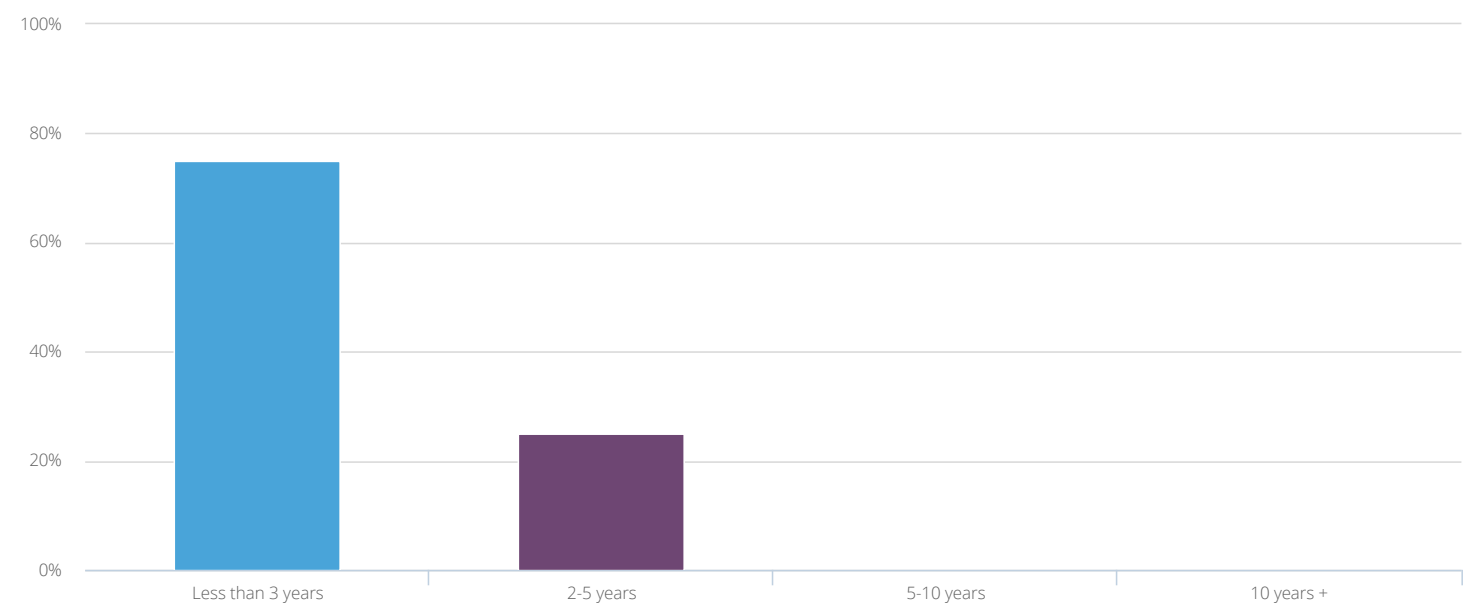
24. Why does your household need to move? Please select reason(s).



1	To move to a more affordable home	3 (13.04 %)
2	A problem with the condition of the home	1 (4.35 %)
3	To live with partner	0 (0 %)
4	To move closer to friends / family	2 (8.7 %)
5	Currently renting, but would like to buy	5 (21.74 %)
6	Current home is too small	5 (21.74 %)
7	Current home is too big	1 (4.35 %)
8	Living with friends / family and would like to live independently	11 (47.83 %)
9	To provide support to family member	1 (4.35 %)
10	Other (please specify)	3 (13.04 %)
Responses		23

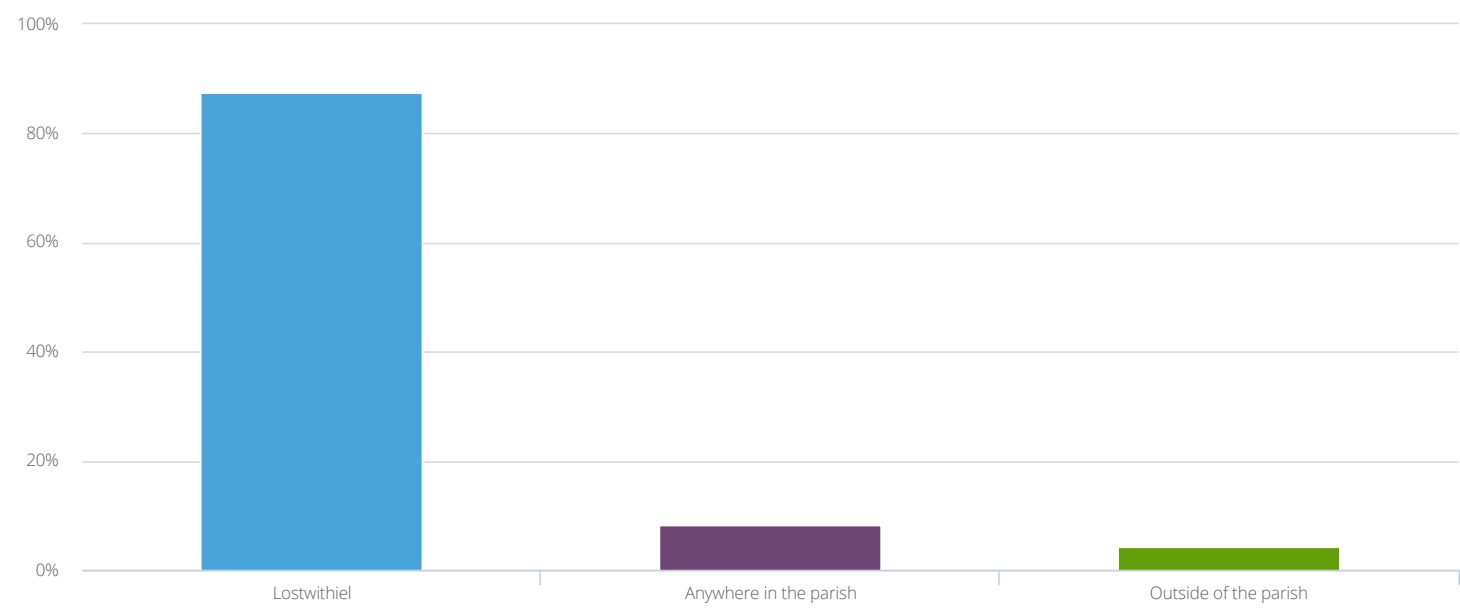
would like
properly can
costly afford
more heat any
disabled

25. When does the household need to move?



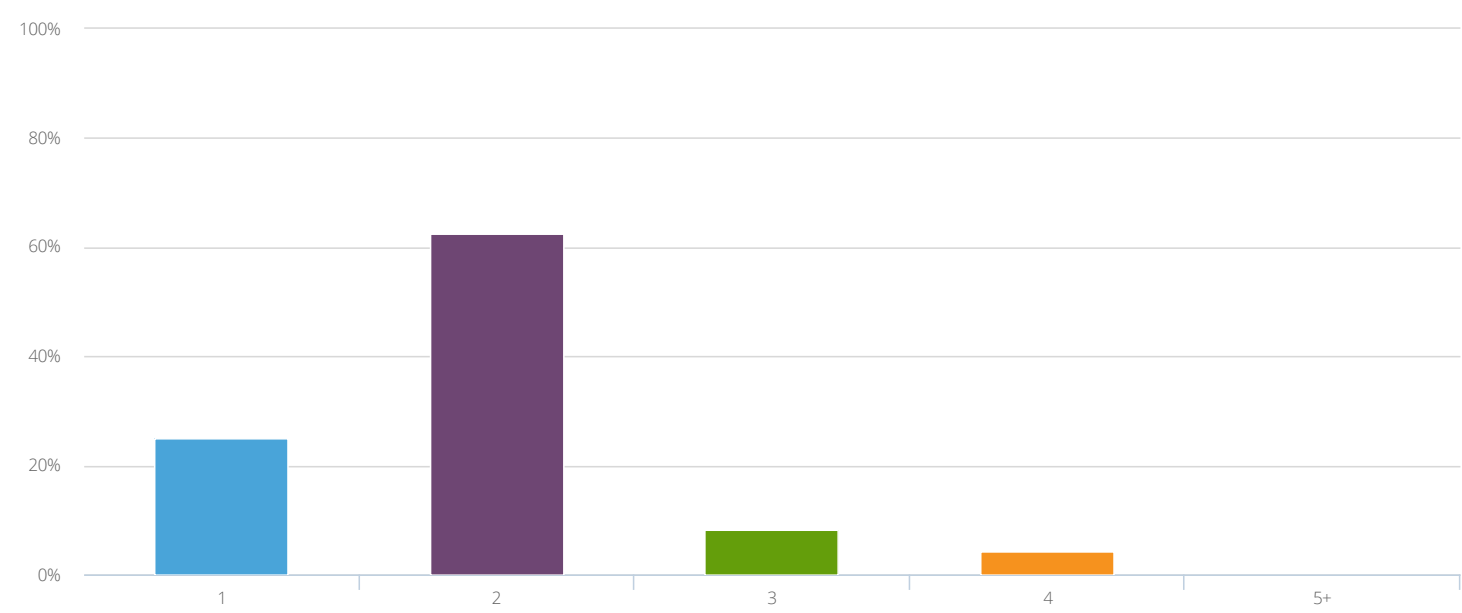
1	Less than 3 years	18 (75 %)
2	2-5 years	6 (25 %)
3	5-10 years	0 (0 %)
4	10 years +	0 (0 %)
Responses		24

26. Where would the household like to live?



1	Lostwithiel	21 (87.5 %)
2	Anywhere in the parish	2 (8.33 %)
3	Outside of the parish	1 (4.17 %)
Responses		24

27. How many bedrooms does the household need to accommodate the household members moving with them?

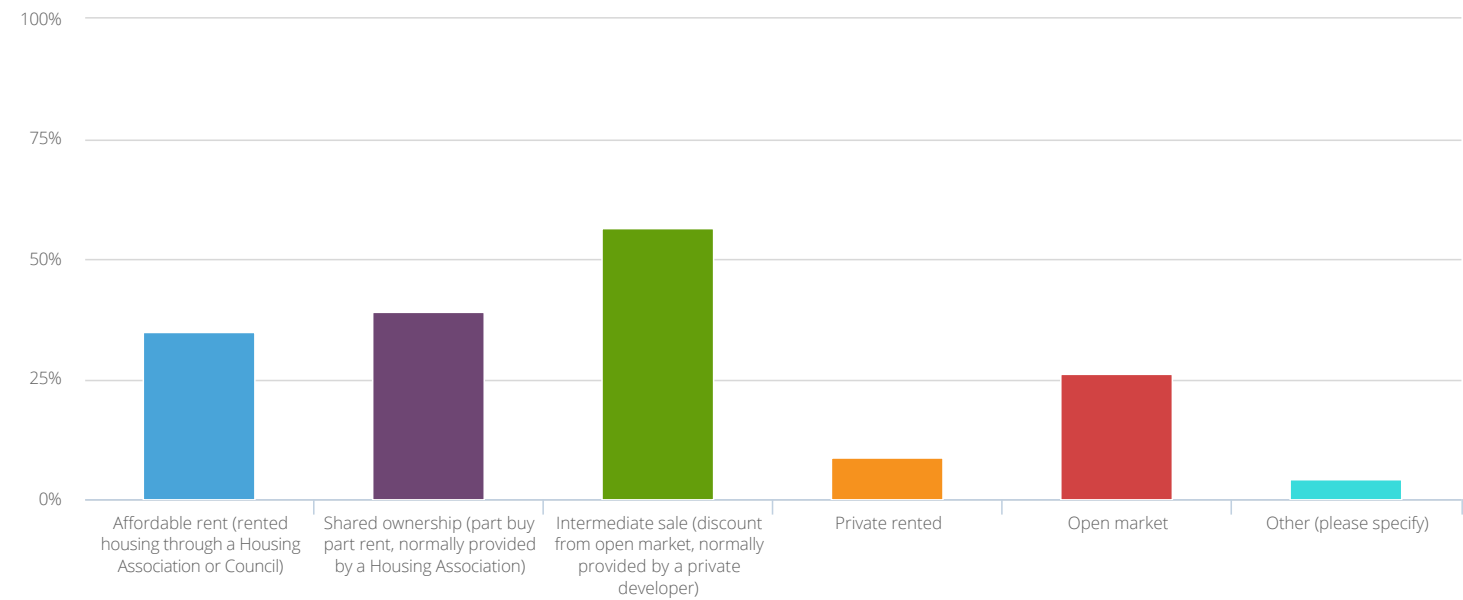


1	1	6 (25 %)
2	2	15 (62.5 %)
3	3	2 (8.33 %)
4	4	1 (4.17 %)
5	5+	0 (0 %)
Responses		24

You can use Cornwall Housing's online system for housing advice to assess which housing options may be most suitable to your needs.

cornwallhousing.org.uk/housingoptions

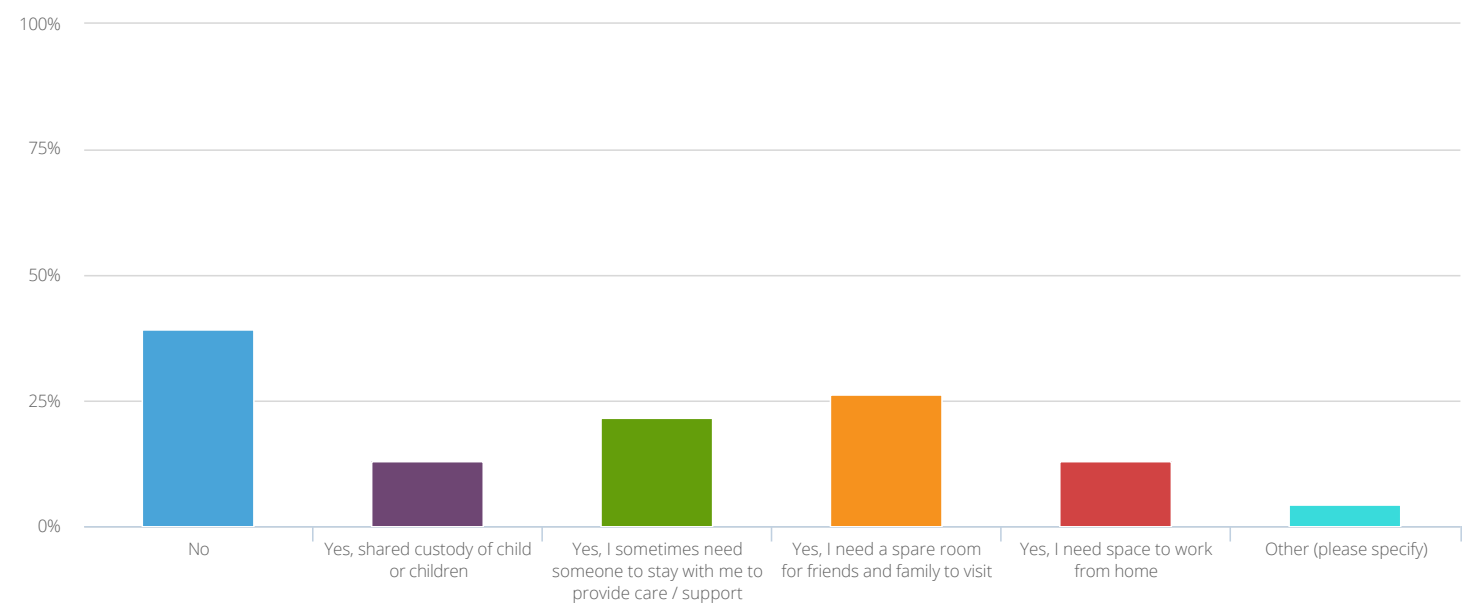
What type(s) of housing is suitable for the household need?



1	Affordable rent (rented housing through a Housing Association or Council)	8 (34.78 %)
2	Shared ownership (part buy part rent, normally provided by a Housing Association)	9 (39.13 %)
3	Intermediate sale (discount from open market, normally provided by a private developer)	13 (56.52 %)
4	Private rented	2 (8.7 %)
5	Open market	6 (26.09 %)
6	Other (please specify)	1 (4.35 %)
Responses		23

road womdwell
cott like gilberry
housing seriously hill
affordable not offer
ocean

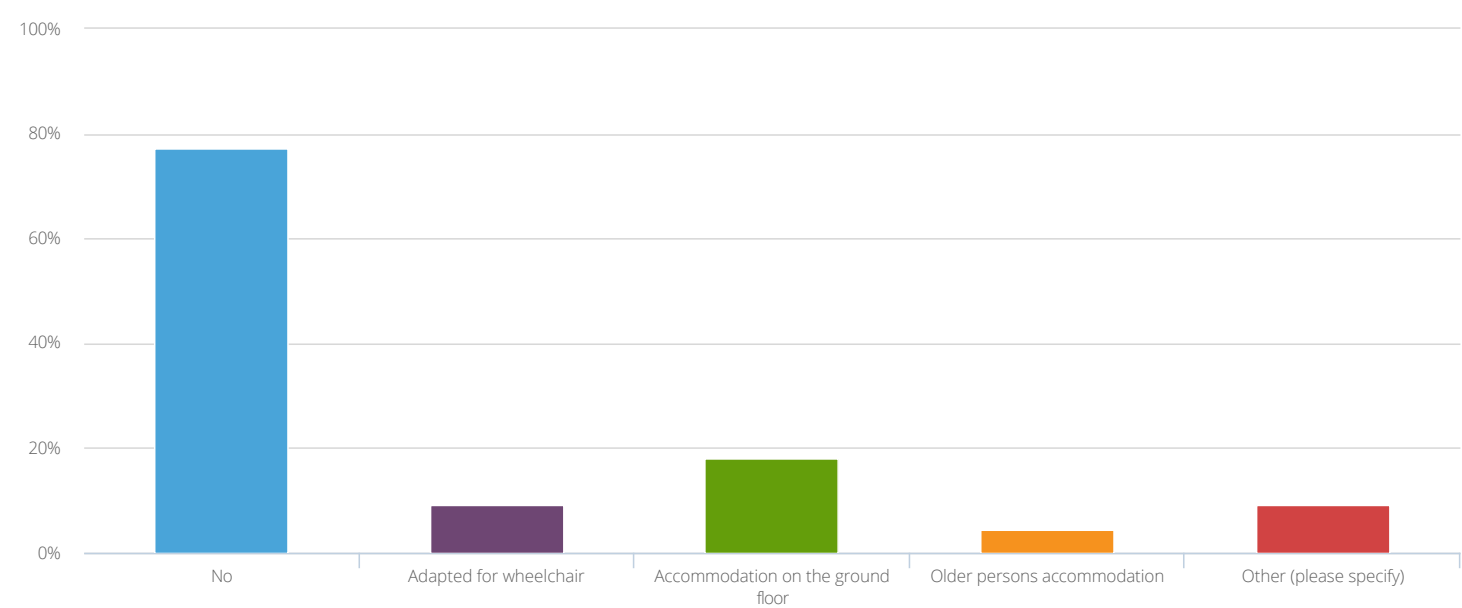
29. Does the household need additional bedroom(s) to provide extra space? Please select all that apply.



1	No	9 (39.13 %)
2	Yes, shared custody of child or children	3 (13.04 %)
3	Yes, I sometimes need someone to stay with me to provide care / support	5 (21.74 %)
4	Yes, I need a spare room for friends and family to visit	6 (26.09 %)
5	Yes, I need space to work from home	3 (13.04 %)
6	Other (please specify)	1 (4.35 %)
Responses		23

would
live
needed carer

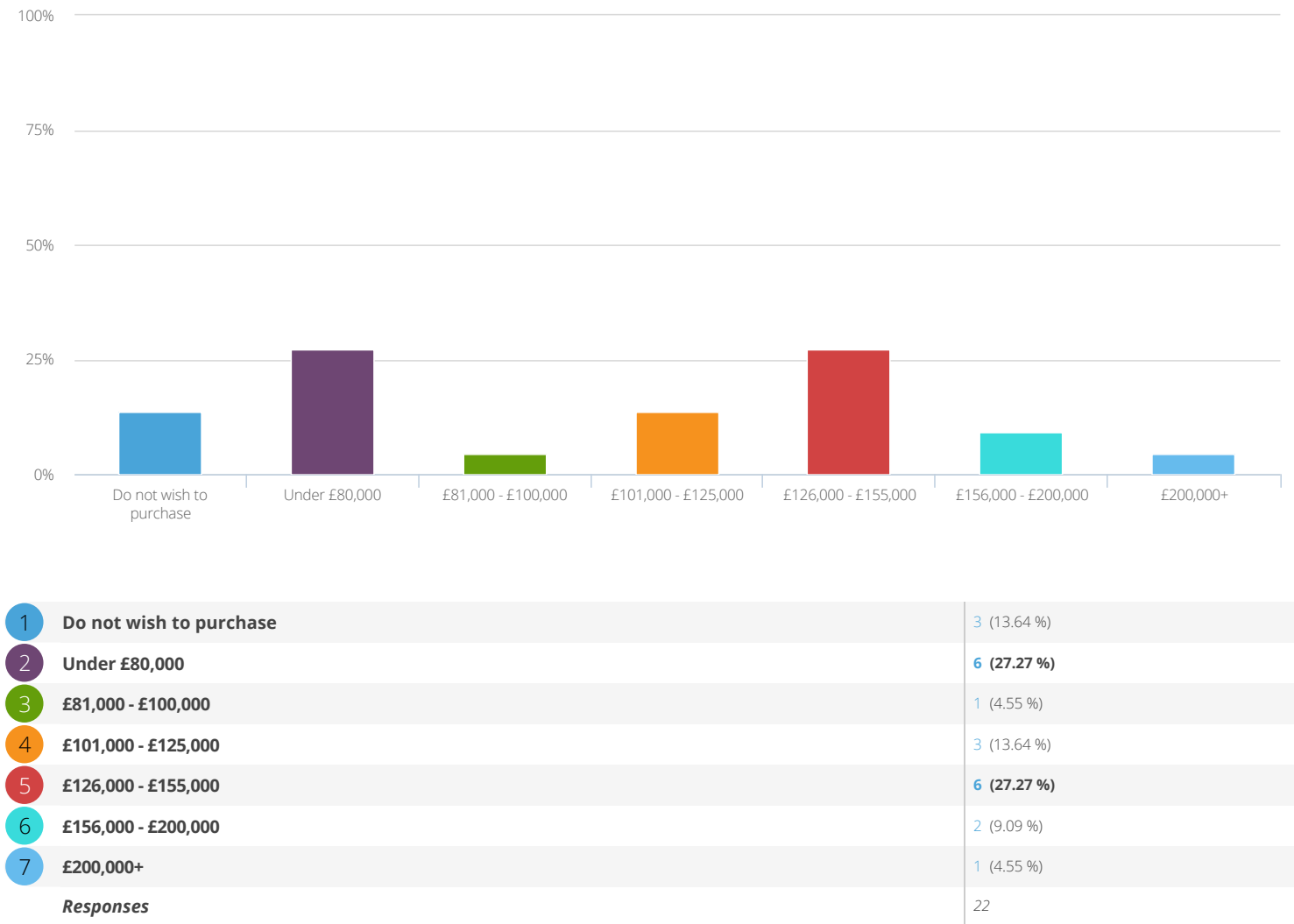
30. Does anyone in the household have specific housing requirements? Please select all that apply.



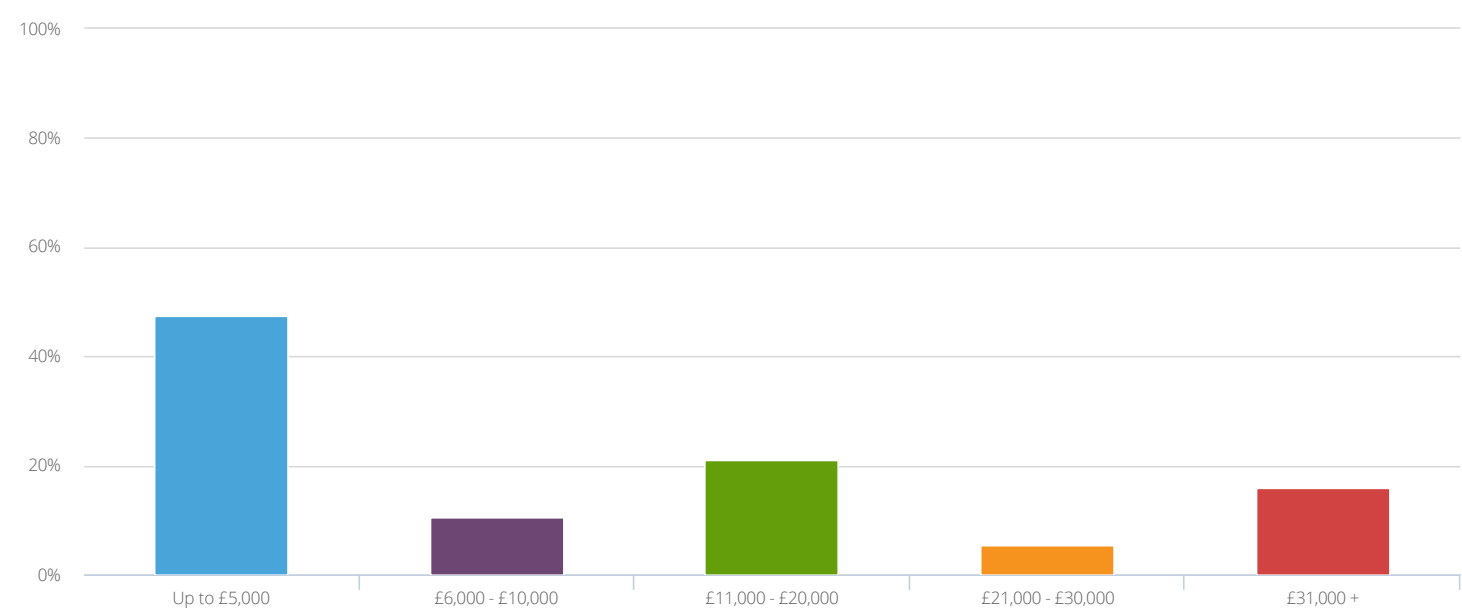
1	No	17 (77.27 %)
2	Adapted for wheelchair	2 (9.09 %)
3	Accommodation on the ground floor	4 (18.18 %)
4	Older persons accommodation	1 (4.55 %)
5	Other (please specify)	2 (9.09 %)
Responses		22

garden
safe

If purchasing, what is the maximum price range the household can afford?

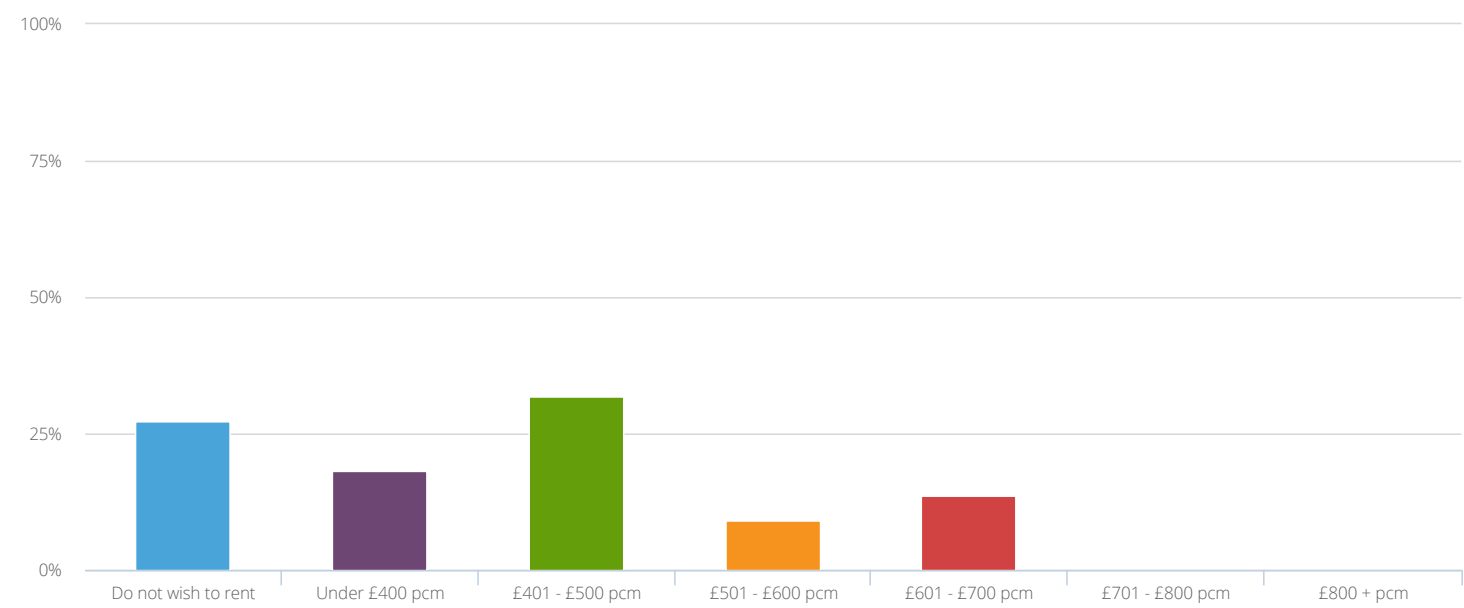


32. If purchasing, how much approximately could the household initially put into the property as a deposit?



1	Up to £5,000	9 (47.37 %)
2	£6,000 - £10,000	2 (10.53 %)
3	£11,000 - £20,000	4 (21.05 %)
4	£21,000 - £30,000	1 (5.26 %)
5	£31,000 +	3 (15.79 %)
Responses		19

33. If renting, what is the maximum monthly rent the household can afford?



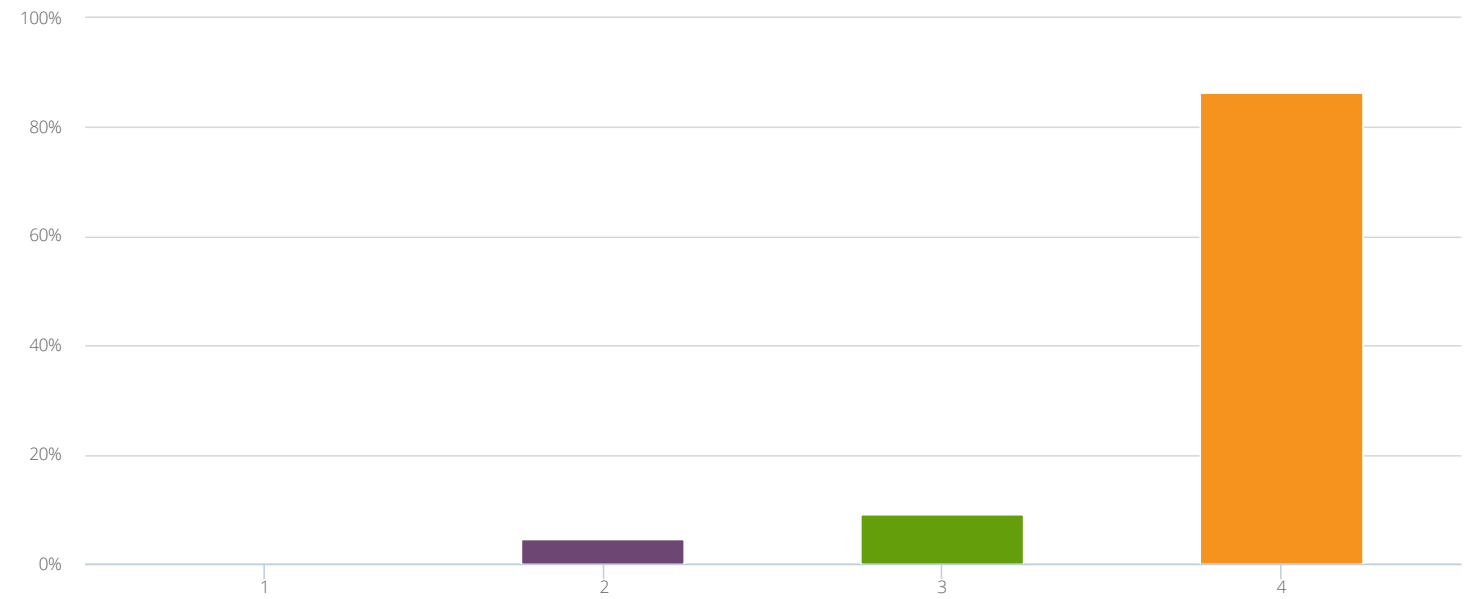
1	Do not wish to rent	6 (27.27 %)
2	Under £400 pcm	4 (18.18 %)
3	£401 - £500 pcm	7 (31.82 %)
4	£501 - £600 pcm	2 (9.09 %)
5	£601 - £700 pcm	3 (13.64 %)
6	£701 - £800 pcm	0 (0 %)
7	£800 + pcm	0 (0 %)
Responses		22

If the household is not currently registered, you can contact and/or apply through:

HomeChoice Tel: 0300 1234 161 Email: info@cornwallhousing.org.uk Web: cornwallhousing.org.uk/homechoice

Help To Buy South West Tel: 0300 100 0021 Email: info@helptobuysouthwest.org.uk Web: helptobuysouthwest.org.uk

Is the household on the Council's HomeChoice and/or Help to Buy South West registers?



1	Yes, HomeChoice (rented properties through a Housing Association (HA) or Council)	0 (0 %)
2	Yes, Help To Buy South West (shared ownership (HA) and/or intermediate sale through a private developer)	1 (4.55 %)
3	Yes, both	2 (9.09 %)
4	Neither	19 (86.36 %)
Responses		22


35. If so, please provide your registration number.

No answers

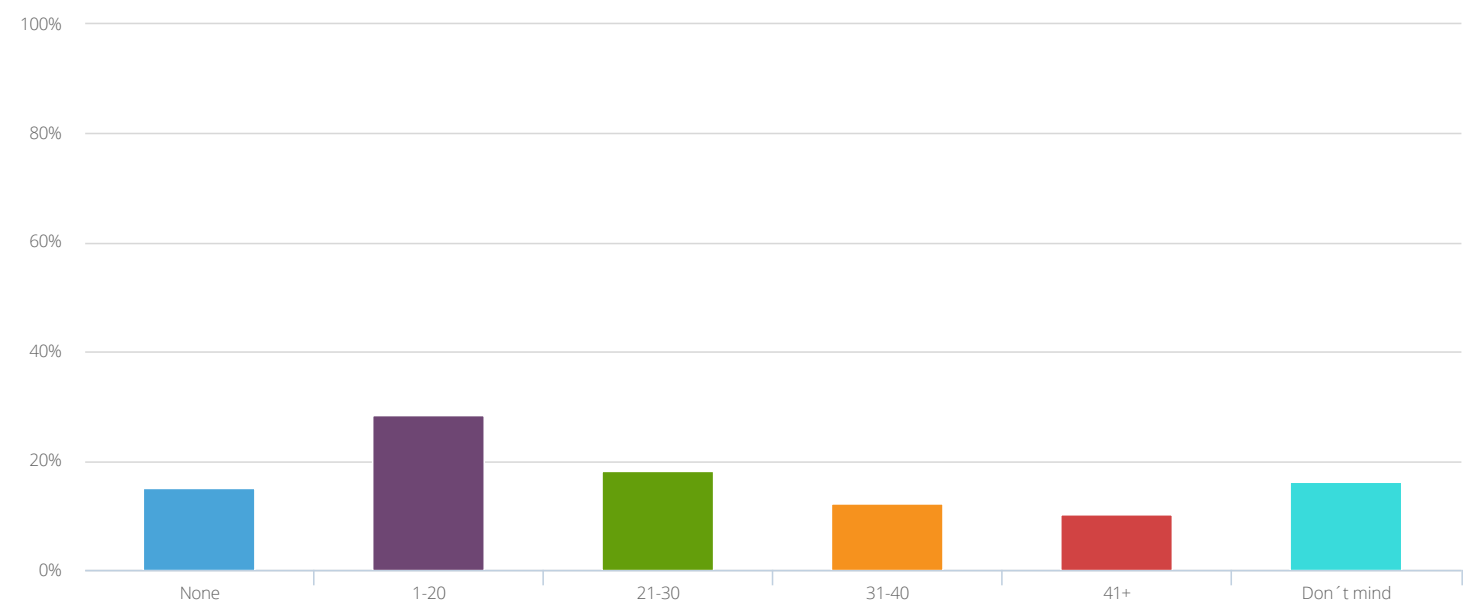
Help to Buy South West

No answers

Would you support an affordable housing led development, to help meet the needs of local people with a connection to the Parish?

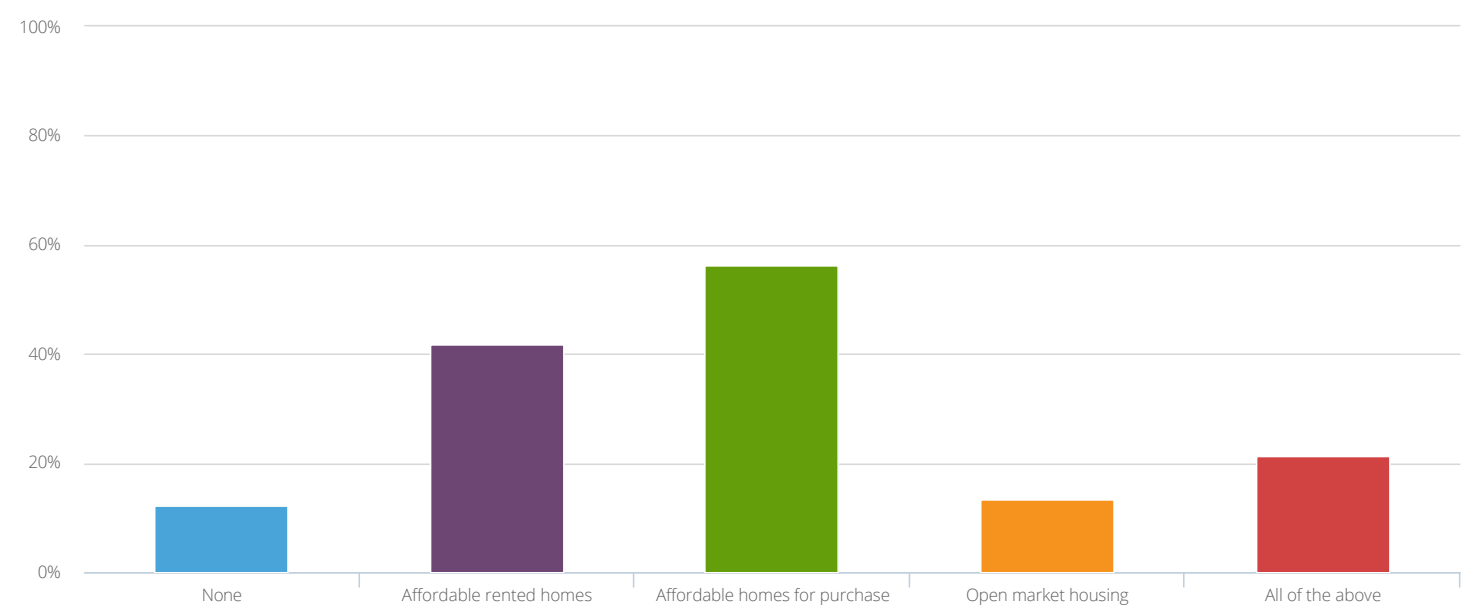
[illegible]

37. How many new homes would you support being built?



1	None	15 (15.15 %)
2	1-20	28 (28.28 %)
3	21-30	18 (18.18 %)
4	31-40	12 (12.12 %)
5	41+	10 (10.1 %)
6	Don't mind	16 (16.16 %)
Responses		99

What type(s) of development would you support? Please tick all that apply.



1	None	12 (12.24 %)
2	Affordable rented homes	41 (41.84 %)
3	Affordable homes for purchase	55 (56.12 %)
4	Open market housing	13 (13.27 %)
5	All of the above	21 (21.43 %)
Responses		98

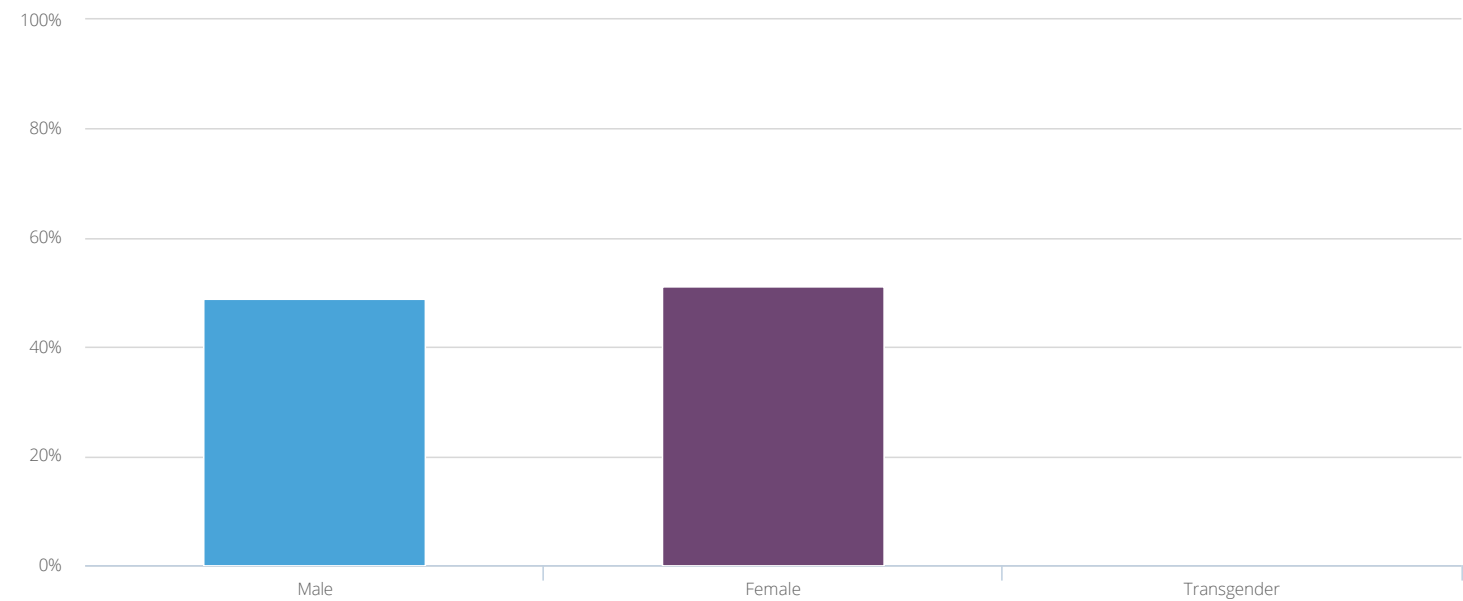
Other (please specify)

rather elderly plots railway new
attractively help mortgages shortage
here public available settles think renting
some public current support market provide needs
half order ownership all until down local they potentia
should properties open people older reuse fickle out
felt don town built developments vacant building
acute housing homes development get being
youngsters both ugly complete none that
already like assisted modernising property
scale downsize buildings big area
then

PART 4 Equalities Monitoring

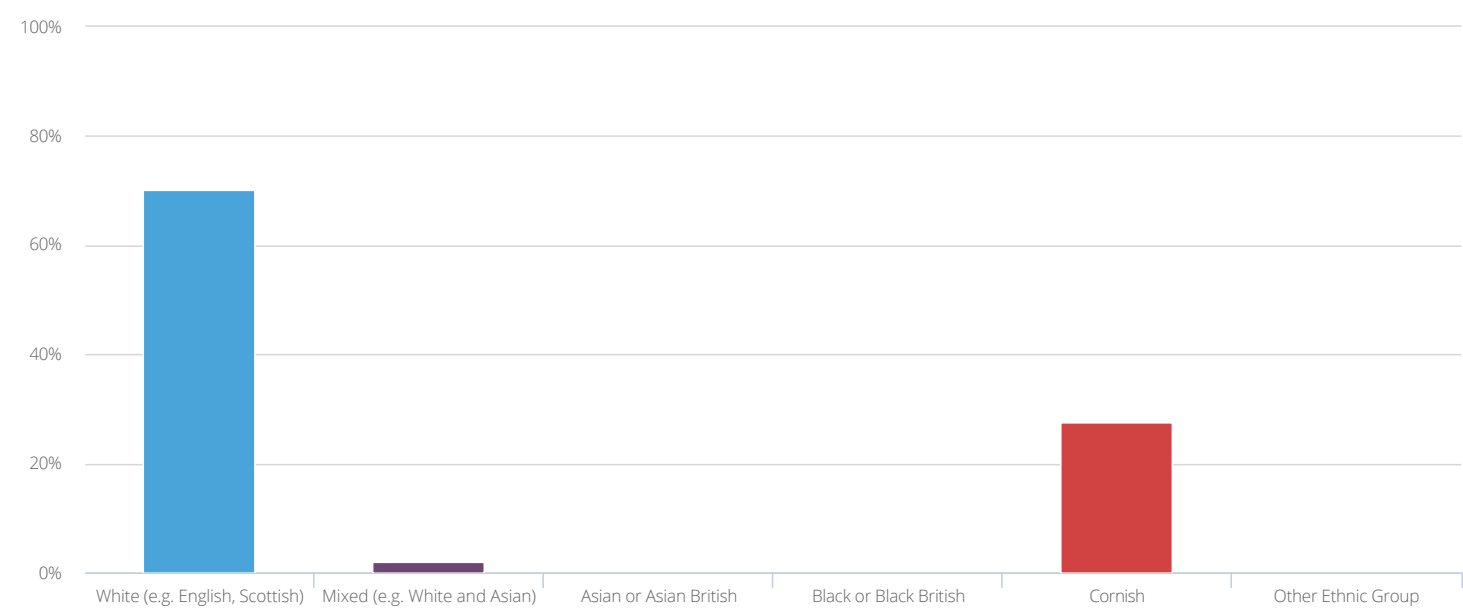
Cornwall Council is committed to ensuring that our services, policies and practices are free from discrimination and prejudice and that they meet the needs of all the community. For us to check we are providing fair and effective services, we would be grateful if you would answer the questions below. You are under no obligation to provide the information requested, but it would help us greatly if you do.

How do you describe your gender?



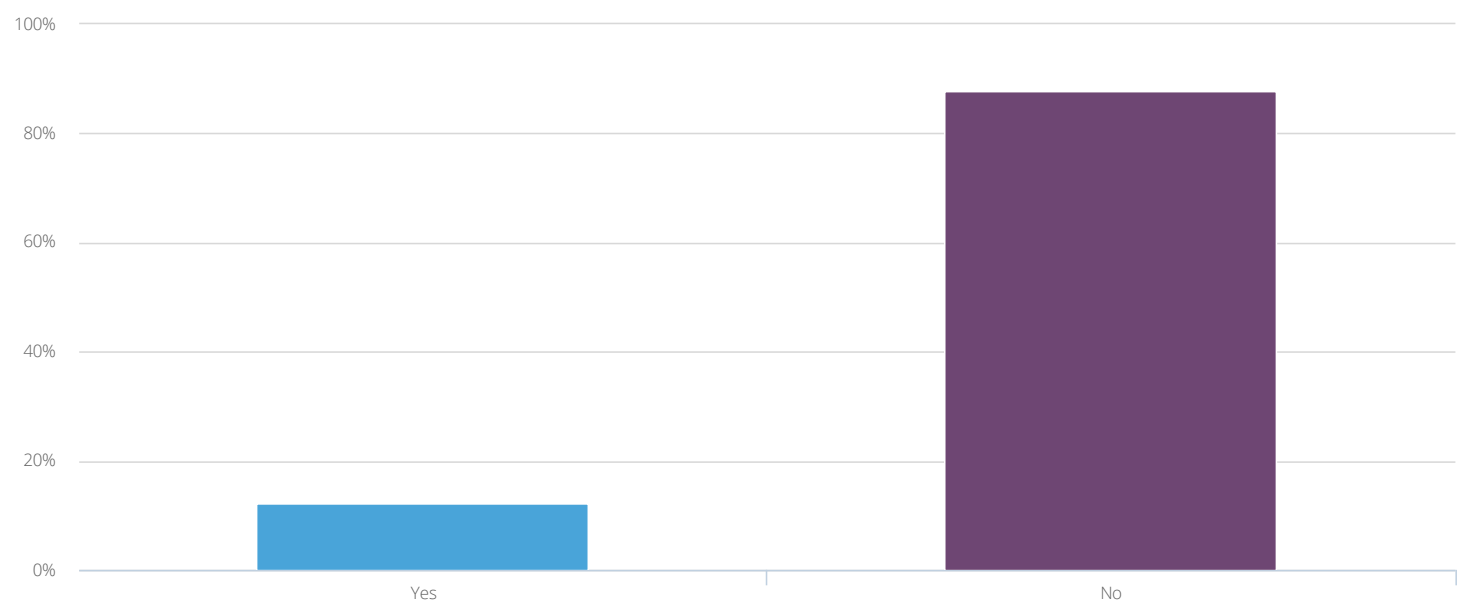
1	Male	47 (48.96 %)
2	Female	49 (51.04 %)
3	Transgender	0 (0 %)
Responses		96

40. How do you describe your ethnic origin? (Please read carefully before selecting the ethnic group that you feel most closely reflects your background)



1	White (e.g. English, Scottish)	66 (70.21 %)
2	Mixed (e.g. White and Asian)	2 (2.13 %)
3	Asian or Asian British	0 (0 %)
4	Black or Black British	0 (0 %)
5	Cornish	26 (27.66 %)
6	Other Ethnic Group	0 (0 %)
Responses		94

41. Do you consider yourself to have a disability?



1	Yes	12 (12.24 %)
2	No	86 (87.76 %)
Responses		98

42. Is there anything we can do or put in place which would make it easier for us to offer you an equal service? (For example documents in large print)



A word cloud of responses to question 42. The word 'thank' is the largest and most central, colored orange. Other words include 'equality' (teal), 'assistance' (green), 'offer' (red), 'fine' (green), 'one' (purple), 'local' (blue), 'all' (blue), 'now' (red), 'people' (purple), 'them' (teal), 'houses' (green), 'build' (purple), 'first' (green), 'when' (orange), 'parking' (blue), 'priority' (blue), 'locals' (teal), 'please' (teal), and 'needed' (red).

equality
one fine offer assistance
local all now
them thank people
houses build first when
parking priority locals please
needed